

School District No. 87 (Stikine)



Statement of Financial Information

For the Year Ended June 30, 2023

School District No. 87 (Stikine)
PO Box 190, Dease Lake, B.C., V0C 1L0
Phone: (250) 771-4440

**School District
Statement of Financial Information (SOFI)**

School District No. 87 (Stikine)

Fiscal Year Ended June 30, 2023

TABLE OF CONTENTS

Documents are arranged in the following order:

1. Approval of Statement of Financial Information
2. Financial Information Act Submission Checklist
3. Management Report
4. Audited Financial Statements
5. Schedule of Debt
6. Schedule of Guarantee and Indemnity Agreements
7. Schedule of Remuneration and Expenses including:
 - Statement of Severance Agreements
 - Reconciliation or explanation of differences to Audited Financial Statements
8. Schedule of Payments for the Provision of Goods and Services including:
 - Reconciliation or explanation of differences to Audited Financial Statements



Ministry of Education

SCHOOL DISTRICT STATEMENT OF FINANCIAL INFORMATION (SOFI)

6049

SCHOOL DISTRICT NUMBER 87	NAME OF SCHOOL DISTRICT STIKINE	YEAR 2022-2023
OFFICE LOCATION(S) 5 COMMERCIAL DRIVE		TELEPHONE NUMBER 250 771 4440
MAILING ADDRESS PO BOX 190		
CITY DEASE LAKE	PROVINCE BC	POSTAL CODE V0C 1L0
NAME OF SUPERINTENDENT TRACEY MACMILLAN		TELEPHONE NUMBER 250 770 4440
NAME OF SECRETARY TREASURER ALANNA CAMERON		TELEPHONE NUMBER 250 641 4434

DECLARATION AND SIGNATURES

We, the undersigned, certify that the attached is a correct and true copy of the Statement of Financial Information for the year ended

June 30, 2023

for School District No. 87 as required under Section 2 of the Financial Information Act.

SIGNATURE OF CHAIRPERSON OF THE BOARD OF EDUCATION <i>Yuome Tashoot</i>	DATE SIGNED 12/7/23
SIGNATURE OF SUPERINTENDENT <i>T. Macmillan</i>	DATE SIGNED 12-7-23
SIGNATURE OF SECRETARY TREASURER <i>Alanna Cameron</i>	DATE SIGNED 12/7/23

Statement of Financial Information for Year Ended June 30, 2023

Financial Information Act-Submission Checklist

	<i>Due Date</i>
a) <input type="checkbox"/> A statement of assets and liabilities (audited financial statements).	<i>September 30</i>
b) <input type="checkbox"/> An operational statement including, i) a Statement of Income and ii) a Statement of Changes in Financial Position, or, if omitted, an explanation in the Notes to Financial Statements (audited financial statements)	<i>September 30</i>
c) <input type="checkbox"/> A schedule of debts (audited financial statements).	<i>September 30</i>
d) <input type="checkbox"/> A schedule of guarantee and indemnity agreements including the names of the entities involved and the amount of money involved. (Note: Nil schedules can be submitted December 31).	<i>September 30</i>
e) A schedule of remuneration and expenses, including:	<i>December 31</i>
<input type="checkbox"/> i) an alphabetical list of employees earning over \$75,000, the total amount of expenses paid to or on behalf of each employee for the year reported and a consolidated total for employees earning under \$75,000. If the total wages and expenses differs from the audited financial statements, an explanation is required.	
<input type="checkbox"/> ii) a list by name and position of Board Members with the amount of any salary and expenses paid to or on behalf of the member	
<input type="checkbox"/> iii) the number of severance agreements started during the fiscal year and the range of months' pay covered by the agreement, in respect of excluded employees. If there are no agreements to report, an explanation is required	
f) <input type="checkbox"/> An alphabetical list of suppliers receiving over \$25,000 and a consolidated total for those suppliers receiving less than \$25,000. If the total differs from the Audited Financial Statements, an explanation is required.	<i>December 31</i>
g) <input type="checkbox"/> Approval of Statement of Financial Information.	<i>December 31</i>
h) <input type="checkbox"/> A management report approved by the Chief Financial Officer	<i>December 31</i>

**School District
Statement of Financial Information (SOFI)**

School District No. 87 (Stikine)

Fiscal Year Ended June 30, 2023

MANAGEMENT REPORT

The Financial Statements contained in this Statement of Financial Information under the *Financial Information Act* have been prepared by management in accordance with Canadian generally accepted accounting principles and the integrity and objectivity of these statements are management's responsibility.

Management is also responsible for all other schedules of financial information and for ensuring this information is consistent, where appropriate, with the information contained in the financial statements and for implementing and maintaining a system of internal controls to provide reasonable assurance that reliable financial information is produced.

The Board of Education is responsible for ensuring that management fulfils its responsibilities for financial reporting and internal control and for approving the financial information included in the Statement of Financial Information.

The external auditors, Vohora LLP conduct an independent examination, in accordance with generally accepted auditing standards, and express their opinion on the financial statements as required by the *School Act*. Their examination does not relate to the other schedules of financial information required by the *Financial Information Act*. Their examination includes a review and evaluation of the board's system of internal control and appropriate tests and procedures to provide reasonable assurance that the financial statements are presented fairly.

On behalf of School District No. 87 (Stikine)



Tracey MacMillan, Superintendent

Date: December 7, 2023



Alanna Cameron, Secretary Treasurer

Date: December 7, 2023



School District No. 87 (Stikine)

2022-2023

Financial Statements

Audited Financial Statements of

School District No. 87 (Stikine)

And Independent Auditors' Report thereon

June 30, 2023

School District No. 87 (Stikine)

June 30, 2023

Table of Contents

Management Report	1
Independent Auditors' Report	2-4
Statement of Financial Position - Statement 1	5
Statement of Operations - Statement 2	6
Statement of Changes in Net Debt - Statement 4	7
Statement of Cash Flows - Statement 5	8
Notes to the Financial Statements	9-23
Schedule of Changes in Accumulated Surplus (Deficit) by Fund - Schedule 1 (Unaudited)	24
Schedule of Operating Operations - Schedule 2 (Unaudited)	25
Schedule 2A - Schedule of Operating Revenue by Source (Unaudited)	26
Schedule 2B - Schedule of Operating Expense by Object (Unaudited)	27
Schedule 2C - Operating Expense by Function, Program and Object (Unaudited)	28
Schedule of Special Purpose Operations - Schedule 3 (Unaudited)	30
Schedule 3A - Changes in Special Purpose Funds and Expense by Object (Unaudited)	31
Schedule of Capital Operations - Schedule 4 (Unaudited)	33
Schedule 4A - Tangible Capital Assets (Unaudited)	34
Schedule 4C - Deferred Capital Revenue (Unaudited)	35
Schedule 4D - Changes in Unspent Deferred Capital Revenue (Unaudited)	36

School District No. 87 (Stikine)

MANAGEMENT REPORT

Version: 5947-5201-3219

Management's Responsibility for the Financial Statements.

The accompanying financial statements of School District No. 87 (Stikine) have been prepared by management in accordance with the accounting requirements of Section 23.1 of the Budget Transparency and Accountability Act of British Columbia, supplemented by Regulations 257/2010 and 198/2011 issued by the Province of British Columbia Treasury Board, and the integrity and objectivity of these statements are management's responsibility. Management is also responsible for all of the notes to the financial statements and schedules, and for ensuring that this information is consistent, where appropriate, with the information contained in the financial statements.

The preparation of financial statements necessarily involves the use of estimates based on management's judgment particularly when transactions affecting the current accounting period cannot be finalized with certainty until future periods.

Management is also responsible for implementing and maintaining a system of internal controls to provide reasonable assurance that assets are safeguarded, transactions are properly authorized and reliable financial information is produced.

The Board of Education of School District No. 87 (Stikine) (called the "Board") is responsible for ensuring that management fulfills its responsibilities for financial reporting and internal control and exercises these responsibilities through the Board. The Board reviews internal financial statements on a quarterly basis and externally audited financial statements yearly.

The external auditors, Vohora LLP, CPAs & Business Advisors, conduct an independent examination, in accordance with Canadian generally accepted auditing standards, and express their opinion on the financial statements. The external auditors have full and free access to financial management of School District No. 87 (Stikine) and meet when required. The accompanying Independent Auditors' Report outlines their responsibilities, the scope of their examination and their opinion on the School District's financial statements.

On behalf of School District No. 87 (Stikine)



September 27, 2023

Signature of the Chairperson of the Board of Education

Date Signed



September 27, 2023

Signature of the Superintendent


Date Signed



9/27/23

Signature of the Secretary Treasurer

Date Signed



Vohora LLP
CPAs & Business Advisors

2nd Floor – 4544 Lakelse Avenue
Terrace, BC V8G 1P8

Phone: (250) 635-6126
Fax: (250) 635-2182
Toll Free Phone: (800) 281-5214
Email: firm@vohora.ca
www.vohora.ca

INDEPENDENT AUDITOR'S REPORT

To the Board of School District No. 87 (Stikine)

Report on the Financial Statements

Opinion

We have audited the financial statements of School District No. 87 (Stikine) (the school district), which comprise the statement of financial position as at June 30, 2023, and the statements of operations, changes in net debt and cash flows for the year then ended, and notes to the financial statements, including a summary of significant accounting policies.

In our opinion, the accompanying financial statements present fairly, in all material respects, the financial position of the school district as at June 30, 2023, and the results of its operations and cash flows for the year then ended in accordance with section 23.1 of the Budget Transparency and Accountability Act of the Province of British Columbia.

Basis for Opinion

We conducted our audit in accordance with Canadian generally accepted auditing standards. Our responsibilities under those standards are further described in the *Auditor's Responsibilities for the Audit of the Financial Statements* section of our report. We are independent of the school district in accordance with ethical requirements that are relevant to our audit of the financial statements in Canada, and we have fulfilled our other ethical responsibilities in accordance with these requirements. We believe that the audit evidence we have obtained is sufficient and appropriate to provide a basis for our opinion.

Other Matter

The financial statements for the year ended June 30, 2022 were audited by another auditor who expressed an unmodified opinion on those financial statements on September 29, 2022.

Responsibilities of Management and Those Charged with Governance for the Financial Statements


Management is responsible for the preparation and fair presentation of the financial statements in accordance with section 23.1 of the Budget Transparency and Accountability Act of the Province of British Columbia, and for such internal control as management determines is necessary to enable the preparation of financial statements that are free from material misstatement, whether due to fraud or error.

In preparing the financial statements, management is responsible for assessing the school district's ability to continue as a going concern, disclosing, as applicable, matters related to going concern and using the going concern basis of accounting unless management either intends to liquidate the school district or to cease operations, or has no realistic alternative but to do so.

Those charged with governance are responsible for overseeing the school district's financial reporting process.

(continues)





INDEPENDENT AUDITOR'S REPORT (continued)

Auditor's Responsibilities for the Audit of the Financial Statements

Our objectives are to obtain reasonable assurance about whether the financial statements as a whole are free from material misstatement, whether due to fraud or error, and to issue an auditor's report that includes our opinion. Reasonable assurance is a high level of assurance, but is not a guarantee that an audit conducted in accordance with Canadian generally accepted auditing standards will always detect a material misstatement when it exists. Misstatements can arise from fraud or error and are considered material if, individually or in the aggregate, they could reasonably be expected to influence the economic decisions of users taken on the basis of these financial statements.

As part of an audit in accordance with Canadian generally accepted auditing standards, we exercise professional judgment and maintain professional skepticism throughout the audit. We also:

- | Identify and assess the risks of material misstatement of the financial statements, whether due to fraud or error, design and perform audit procedures responsive to those risks, and obtain audit evidence that is sufficient and appropriate to provide a basis for our opinion. The risk of not detecting a material misstatement resulting from fraud is higher than for one resulting from error, as fraud may involve collusion, forgery, intentional omissions, misrepresentations, or the override of internal control.


- | Obtain an understanding of internal control relevant to the audit in order to design audit procedures that are appropriate in the circumstances, but not for the purpose of expressing an opinion on the effectiveness of the school district's internal control.

- | Evaluate the appropriateness of accounting policies used and the reasonableness of accounting estimates and related disclosures made by management.

- | Conclude on the appropriateness of management's use of the going concern basis of accounting and, based on the audit evidence obtained, whether a material uncertainty exists related to events or conditions that may cast significant doubt on the school district's ability to continue as a going concern. If we conclude that a material uncertainty exists, we are required to draw attention in our auditor's report to the related disclosures in the financial statements or, if such disclosures are inadequate, to modify our opinion. Our conclusions are based on the audit evidence obtained up to the date of our auditor's report. However, future events or conditions may cause the school district to cease to continue as a going concern.

- | Evaluate the overall presentation, structure and content of the financial statements, including the disclosures, and whether the financial statements represent the underlying transactions and events in a manner that achieves fair presentation.

We communicate with those charged with governance regarding, among other matters, the planned scope and timing of the audit and significant audit findings, including any significant deficiencies in internal control that we identify during our audit.



Vohora LLP
CPAs & Business Advisors

INDEPENDENT AUDITOR'S REPORT *(continued)*

Supplementary Information

Our audit was conducted for the purpose of forming an opinion on the basic financial statements of the School District as a whole. The current year's supplementary information included in Schedules 1 to 4D is presented for purposes of additional analysis. Such supplementary information has been subjected to the auditing procedures applied in the audit of the financial statements and, in our opinion, is fairly stated in all material respects, in relation to the financial statements taken as a whole.

Terrace, BC
September 12, 2023

Vohora LLP
Chartered Professional Accountants

School District No. 87 (Stikine)

Statement of Financial Position

As at June 30, 2023

	2023 Actual	2022 Actual
	\$	\$
Financial Assets		
Cash and Cash Equivalents	10,843,192	11,488,316
Accounts Receivable		
Due from Province - Ministry of Education and Child Care	319,582	50,000
Due from First Nations	460,627	-
Other (Note 3)	453,707	410,227
Total Financial Assets	<u>12,077,108</u>	<u>11,948,543</u>
Liabilities		
Accounts Payable and Accrued Liabilities		
Due to Province - Ministry of Education and Child Care	23,614	-
Other (Note 4)	1,934,189	1,307,286
Unearned Revenue (Note 5)	1,500	2,500
Deferred Revenue (Note 6)	1,725,840	1,396,033
Deferred Capital Revenue (Note 7)	9,284,102	8,525,455
Employee Future Benefits (Note 8)	18,341	16,885
Total Liabilities	<u>12,987,586</u>	<u>11,248,159</u>
Net Debt	<u>(910,478)</u>	700,384
Non-Financial Assets		
Tangible Capital Assets (Note 9)	13,680,782	12,196,269
Prepaid Expenses	129,470	161,778
Total Non-Financial Assets	<u>13,810,252</u>	<u>12,358,047</u>
Accumulated Surplus (Deficit)	<u>12,899,774</u>	<u>13,058,431</u>
Accumulated Surplus (Deficit) is comprised of:		
Accumulated Surplus (Deficit) from Operations	12,899,774	13,058,431
Accumulated Remeasurement Gains (Losses)		
	<u>12,899,774</u>	<u>13,058,431</u>

Approved by the Board

Yvonne Tashroto

September 27, 2023

Signature of the Chairperson of the Board of Education

Date Signed

S. MacMillan

September 27, 2023

Signature of the Superintendent

Date Signed

[Signature]

9/27/23

Signature of the Secretary Treasurer

Date Signed

School District No. 87 (Stikine)

Statement of Operations
Year Ended June 30, 2023

	2023 Budget	2023 Actual	2022 Actual
	\$	\$	\$
Revenues			
Provincial Grants			
Ministry of Education and Child Care	6,769,709	6,534,079	6,522,835
Other	10,500	10,500	
Federal Grants	12,820	12,100	25,640
Other Revenue	949,479	878,856	360,197
Rentals and Leases	185,245	198,118	161,250
Investment Income	315,000	440,106	93,080
Amortization of Deferred Capital Revenue	460,086	464,171	440,888
Total Revenue	<u>8,702,839</u>	<u>8,537,930</u>	<u>7,603,890</u>
Expenses			
Instruction	5,415,082	4,398,826	3,523,641
District Administration	1,117,859	1,270,932	840,651
Operations and Maintenance	1,803,049	2,122,125	1,858,963
Transportation and Housing	945,330	904,704	489,882
Total Expense	<u>9,281,320</u>	<u>8,696,587</u>	<u>6,713,137</u>
Surplus (Deficit) for the year	<u>(578,481)</u>	<u>(158,657)</u>	<u>890,753</u>
Accumulated Surplus (Deficit) from Operations, beginning of year		13,058,431	12,167,678
Accumulated Surplus (Deficit) from Operations, end of year		<u><u>12,899,774</u></u>	<u>13,058,431</u>

School District No. 87 (Stikine)

Statement of Changes in Net Debt
Year Ended June 30, 2023

	2023 Budget	2023 Actual	2022 Actual
	\$	\$	\$
Surplus (Deficit) for the year	(578,481)	(158,657)	890,753
Effect of change in Tangible Capital Assets			
Acquisition of Tangible Capital Assets	(1,963,230)	(2,185,439)	(857,194)
Amortization of Tangible Capital Assets	702,862	700,926	642,263
Total Effect of change in Tangible Capital Assets	(1,260,368)	(1,484,513)	(214,931)
Acquisition of Prepaid Expenses			(4,659)
Use of Prepaid Expenses		32,308	
Total Effect of change in Other Non-Financial Assets	-	32,308	(4,659)
(Increase) Decrease in Net Debt, before Net Remeasurement Gains (Losses)	<u>(1,838,849)</u>	(1,610,862)	671,163
Net Remeasurement Gains (Losses)			
(Increase) Decrease in Net Debt		(1,610,862)	671,163
Net Debt, beginning of year		700,384	29,221
Net Debt, end of year		<u>(910,478)</u>	<u>700,384</u>

School District No. 87 (Stikine)

Statement of Cash Flows
Year Ended June 30, 2023

	2023 Actual	2022 Actual
	\$	\$
Operating Transactions		
Surplus (Deficit) for the year	(158,657)	890,753
Changes in Non-Cash Working Capital		
Decrease (Increase)		
Accounts Receivable	(773,689)	511,466
Prepaid Expenses	32,308	(4,659)
Increase (Decrease)		
Accounts Payable and Accrued Liabilities	650,517	622,007
Unearned Revenue	(1,000)	2,500
Deferred Revenue	329,807	484,596
Employee Future Benefits	1,456	1,217
Amortization of Tangible Capital Assets	700,926	642,263
Amortization of Deferred Capital Revenue	(464,171)	(440,888)
Total Operating Transactions	<u>317,497</u>	<u>2,709,255</u>
Capital Transactions		
Tangible Capital Assets Purchased	(2,185,439)	(857,194)
Total Capital Transactions	<u>(2,185,439)</u>	<u>(857,194)</u>
Financing Transactions		
Capital Revenue Received	1,222,818	1,228,511
Total Financing Transactions	<u>1,222,818</u>	<u>1,228,511</u>
Net Increase (Decrease) in Cash and Cash Equivalents	(645,124)	3,080,572
Cash and Cash Equivalents, beginning of year	<u>11,488,316</u>	<u>8,407,744</u>
Cash and Cash Equivalents, end of year	<u>10,843,192</u>	<u>11,488,316</u>
Cash and Cash Equivalents, end of year, is made up of:		
Cash	<u>10,843,192</u>	<u>11,488,316</u>
	<u>10,843,192</u>	<u>11,488,316</u>

**SCHOOL DISTRICT No. 87 (STIKINE)
NOTES TO FINANCIAL STATEMENTS
YEAR ENDED JUNE 30, 2023**

NOTE 1 AUTHORITY AND PURPOSE

The School District, established on January 1, 1966, operates under authority of the *School Act* of British Columbia as a corporation under the name of "The Board of Education of School District No. 87 (Stikine)", and operates as "School District No. 87 (Stikine)." A board of education ("Board") elected for a four-year term governs the School District. The School District provides educational programs to students enrolled in schools in the district and is principally funded by the Province of British Columbia through the Ministry of Education. School District No. 87 (Stikine) is exempt from federal and provincial corporate income taxes.

The COVID-19 outbreak was declared a pandemic by the World Health Organization in March 2020 and has had a significant financial, market and social dislocating impact worldwide. The ongoing impact of the pandemic presents uncertainty over future cash flows, may have a significant impact on future operations including decreases in revenue, impairment of receivables, reduction in investment income and delays in completing capital project work. As the situation is dynamic and the ultimate duration and magnitude of the impact are not known, an estimate of the future financial effect on the School District is not practicable at this time.

NOTE 2 SUMMARY OF SIGNIFICANT ACCOUNTING POLICIES

a) Basis of Accounting

These financial statements have been prepared in accordance with Section 23.1 of the *Budget Transparency and Accountability Act of the Province of British Columbia*. This Section requires that the financial statements be prepared in accordance with Canadian public sector accounting standards except in regard to the accounting for government transfers as set out in Notes 2(e) and 2(l).

In November 2011, Treasury Board provided a directive through Restricted Contributions Regulation 198/2011 providing direction for the reporting of restricted contributions whether they are received or receivable by the School District before or after this regulation was in effect.

As noted in Notes 2(e) and 2(l), Section 23.1 of the *Budget Transparency and Accountability Act* and its related regulations require the School District to recognize government transfers for the acquisition of capital assets into revenue on the same basis as the related amortization expense.

As these transfers do not contain stipulations that create a liability, Canadian public sector accounting standards would require that:

- government transfers, which do not contain a stipulation that creates a liability, be recognized as revenue by the recipient when approved by the transferor and the eligibility criteria have been met in accordance with public sector accounting standard PS3410; and

SCHOOL DISTRICT No. 87 (STIKINE)
NOTES TO FINANCIAL STATEMENTS
YEAR ENDED JUNE 30, 2023

NOTE 2 SUMMARY OF SIGNIFICANT ACCOUNTING POLICIES *(Continued)*

a) Basis of Accounting *(continued)*

- externally restricted contributions be recognized as revenue in the period in which the resources are used for the purpose or purposes specified in accordance with public sector accounting standard PS3100.

The impact of this difference on the financial statements of the School District is as follows:

- i. Year-ended June 30, 2022 – increase in annual surplus by \$138,509
- ii. June 30, 2022 – increase in accumulated surplus and decrease in deferred contributions by \$7,617,044
- iii. Year-ended June 30, 2023 – increase in annual surplus by \$1,342,602
- iv. June 30, 2023 – increase in accumulated surplus and decrease in deferred contributions by \$8,959,646

b) Cash and Cash Equivalents

Cash and cash equivalents include cash and highly liquid securities that are readily convertible to known amounts of cash and that are subject to an insignificant risk of change in value. These cash equivalents generally have a maturity of three months or less at acquisition and are held for the purpose of meeting short-term cash commitments rather than for investing.

c) Accounts Receivable

Accounts receivable are measured at amortized cost and shown net of allowance for doubtful accounts.

d) Unearned Revenue

Unearned revenue includes rental fees received for tenancy in future periods. Revenue will be recognized in that future period for which rented space is provided.

e) Deferred Revenue and Deferred Capital Revenue

Deferred revenue includes contributions received with stipulations that meet the description of restricted contributions in the Restricted Contributions Regulation 198/2011 issued by Treasury Board. When restrictions are met, deferred revenue is recognized as revenue in the fiscal year in a manner consistent with the circumstances and evidence used to support the initial recognition of the contributions received as a liability as detailed in Note 2 (l).

Funding received for the acquisition of depreciable tangible capital assets is recorded as deferred capital revenue and amortized over the life of the asset acquired as revenue in the statement of operations. This accounting treatment is not consistent with the requirements of Canadian public

SCHOOL DISTRICT No. 87 (STIKINE)
NOTES TO FINANCIAL STATEMENTS
YEAR ENDED JUNE 30, 2023

NOTE 2 SUMMARY OF SIGNIFICANT ACCOUNTING POLICIES *(Continued)*

e) Deferred Revenue and Deferred Capital Revenue *(continued)*

sector accounting standards which require that government transfers be recognized as revenue when approved by the transferor and eligibility criteria have been met unless the transfer contains a stipulation that creates a liability in which case the transfer is recognized as revenue over the period that the liability is extinguished. See Note 2 (a) for the impact of this policy on these financial statements.

f) Employee Future Benefits

The School District provides certain post-employment benefits including vested and non-vested benefits for certain employees pursuant to certain contracts and union agreements. The School District accrues its obligations and related costs including both vested and non-vested benefits under employee future benefit plans. Benefits include vested sick leave, accumulating non-vested sick leave, early retirement, retirement/severance, vacation, overtime and death benefits. The benefits cost is actuarially determined using the projected unit credit method pro-rated on service and using management's best estimate of expected salary escalation, termination rates, retirement rates and mortality. The discount rate used to measure obligations is based on the cost of borrowing. The cumulative unrecognized actuarial gains and losses are amortized over the expected average remaining service lifetime of active employees covered under the plan.

The most recent valuation of the obligation was performed at March 31, 2022 and projected to March 31, 2025. The next valuation will be performed at March 31, 2025 for use at June 30, 2025. For the purposes of determining the financial position of the plans and the employee future benefit costs, a measurement date of March 31 was adopted for all periods subsequent to July 1, 2004.

The School District and its employees make contributions to the Teachers' Pension Plan and Municipal Pension Plan. The plans are multi-employer plans where assets and obligations are not separated. The costs are expensed as incurred.

g) Asset Retirement Obligations

A liability is recognized when, as at the financial reporting date:

- (a) there is a legal obligation to incur retirement costs in relation to a tangible capital asset;
- (b) the past transaction or event giving rise to the liability has occurred;
- (c) it is expected that future economic benefits will be given up; and
- (d) a reasonable estimate of the amount can be made.

Liabilities are recognized for statutory, contractual or legal obligations associated with the retirement of tangible capital assets when those obligations result from the acquisition, construction, development or normal operation of the assets. The obligations are measured

**SCHOOL DISTRICT No. 87 (STIKINE)
NOTES TO FINANCIAL STATEMENTS
YEAR ENDED JUNE 30, 2023**

NOTE 2 SUMMARY OF SIGNIFICANT ACCOUNTING POLICIES *(Continued)*

g) Asset Retirement Obligations *(continued)*

initially at fair value, determined using present value methodology, and the resulting costs capitalized into the carrying amount of the related tangible capital asset. In subsequent periods, the liability is adjusted for accretion and any changes in the amount or timing of the underlying future cash flows. The capitalized asset retirement cost is amortized on the same basis as the related asset and accretion expense is included in the Statement of Operations.

The liability for the removal of asbestos and other hazardous material have not been recognized as none currently exist in the buildings owned by the School District.

h) Tangible Capital Assets

The following criteria apply:

- Tangible capital assets acquired or constructed are recorded at cost which includes amounts that are directly related to the acquisition, design, construction, development, improvement or betterment of the assets. Cost also includes overhead directly attributable to construction as well as interest costs that are directly attributable to the acquisition or construction of the asset.
- Donated tangible capital assets are recorded at their fair market value on the date of donation, except in circumstances where fair value cannot be reasonably determined, which are then recognized at nominal value. Transfers of capital assets from related parties are recorded at carrying value.
- Work-in-progress is recorded as an acquisition to the applicable asset class at substantial completion.
- Tangible capital assets are written down to residual value when conditions indicate they no longer contribute to the ability of the School District to provide services or when the value of future economic benefits associated with the sites and buildings are less than their net book value. The write-downs are accounted for as expenses in the Statement of Operations.
- Buildings that are demolished or destroyed are written-off.
- Works of art, historic assets and other intangible assets are not recorded as assets in these financial statements.
- The cost, less residual value, of tangible capital assets (excluding sites), is amortized on a straight-line basis over the estimated useful life of the asset. It is management's responsibility to determine the appropriate useful lives for tangible capital assets. These useful lives are reviewed on a regular basis or if significant events initiate the need to revise. Estimated useful life is as follows:

Buildings	40 years
Furniture & Equipment	10 years
Vehicles	10 years
Computer Hardware	5 years

SCHOOL DISTRICT No. 87 (STIKINE)
NOTES TO FINANCIAL STATEMENTS
YEAR ENDED JUNE 30, 2023

NOTE 2 SUMMARY OF SIGNIFICANT ACCOUNTING POLICIES *(Continued)*

i) Operating Leases

Operating lease payments are charged to expenses as incurred.

j) Prepaid Expenses

Computer software maintenance costs and professional membership fees are included as a prepaid expense and stated at acquisition cost and are charged to expense over the periods expected to benefit from it.

k) Funds and Reserves

Certain amounts, as approved by the Board are set aside in accumulated surplus for future operating and capital purposes. Transfers to and from funds and reserves are an adjustment to the respective fund when approved (see Note 11 – Interfund Transfers and Note 16 – Internally Restricted Surplus).

l) Revenue Recognition

Revenues are recorded on an accrual basis in the period in which the transactions or events occurred that gave rise to the revenues, the amounts are considered to be collectible and can be reasonably estimated.

Contributions received or where eligibility criteria have been met are recognized as revenue except where the contribution meets the criteria for deferral as described below. Eligibility criteria are the criteria that the School District has to meet in order to receive the contributions including authorization by the transferring government.

For contributions subject to a legislative or contractual stipulation or restriction as to their use, revenue is recognized as follows:

- Non-capital contributions for specific purposes are recorded as deferred revenue and recognized as revenue in the year related expenses are incurred,
- Contributions restricted for site acquisitions are recorded as revenue when the sites are purchased, and
- Contributions restricted for tangible capital assets acquisitions other than sites are recorded as deferred capital revenue and amortized over the useful life of the related assets.

Donated tangible capital assets other than sites are recorded at fair market value and amortized over the useful life of the assets. Donated sites are recorded as revenue at fair market value when received or receivable.

SCHOOL DISTRICT No. 87 (STIKINE)
NOTES TO FINANCIAL STATEMENTS
YEAR ENDED JUNE 30, 2023

NOTE 2 SUMMARY OF SIGNIFICANT ACCOUNTING POLICIES *(Continued)*

l) Revenue Recognition *(continued)*

The accounting treatment for restricted contributions is not consistent with the requirements of Canadian public sector accounting standards which require that government transfers be recognized as revenue when approved by the transferor and eligibility criteria have been met unless the transfer contains a stipulation that meets the criteria for liability recognition in which case the transfer is recognized as revenue over the period that the liability is extinguished. See Note 2(a) for the impact of this policy on these financial statements.

Revenue related to fees or services received in advance of the fee being earned or the service is performed is deferred and recognized when the fee is earned or service performed.

Investment income is reported in the period earned. When required by the funding party or related Act, investment income earned on deferred revenue is added to the deferred revenue balance.

m) Expenditures

Expenses are reported on an accrual basis. The cost of all goods consumed and services received during the year is expensed.

Categories of Salaries

- Principals and Vice-Principals employed under an administrative officer contract are categorized as Principals and Vice-Principals.
- Superintendents, Assistant Superintendents, Secretary-Treasurers, Directors of Instruction, Trustees and other employees excluded from union contracts are categorized as Other Professionals.

Allocation of Costs

- Operating expenses are reported by function, program, and object. Whenever possible, expenditures are determined by actual identification. Additional costs pertaining to specific instructional programs, such as special and Indigenous education, are allocated to these programs. All other costs are allocated to related programs.
- Actual salaries of personnel assigned to two or more functions or programs are allocated based on the time spent in each function and program. School-based clerical salaries are allocated to school administration and partially to other programs to which they may be assigned. Principals and Vice-Principals salaries are allocated to school administration and may be partially allocated to other programs to recognize their other responsibilities.
- Employee benefits and allowances are allocated to the same programs, and in the same proportions, as the individual's salary.
- Supplies and services are allocated based on actual program identification.

SCHOOL DISTRICT No. 87 (STIKINE)
NOTES TO FINANCIAL STATEMENTS
YEAR ENDED JUNE 30, 2023

NOTE 2 **SUMMARY OF SIGNIFICANT ACCOUNTING POLICIES** *(Continued)*

n) Financial Instruments

A contract establishing a financial instrument creates, at its inception, rights and obligations to receive or deliver economic benefits. The financial assets and financial liabilities portray these rights and obligations in the financial statements. The School District recognizes a financial instrument when it becomes a party to a financial instrument contract.

Financial instruments consist of cash and cash equivalents, accounts receivable, portfolio investments, bank overdraft, accounts payable and accrued liabilities, long-term debt and other liabilities.

Except for portfolio investments in equity instruments quoted in an active market that are recorded at fair value, all financial assets and liabilities are recorded at cost or amortized cost and the associated transaction costs are added to the carrying value of these investments upon initial recognition and amortized using the effective interest rate method. Transaction costs are incremental costs directly attributable to the acquisition or issue of a financial asset or a financial liability.

Unrealized gains and losses from changes in the fair value of financial instruments are recognized in the statement of remeasurement gains and losses. Upon settlement, the cumulative gain or loss is reclassified from the statement of remeasurement gains and losses and recognized in the statement of operations.

All financial assets except derivatives are tested annually for impairment. When financial assets are impaired, impairment losses are recorded in the statement of operations. A write-down of a portfolio investment to reflect a loss in value is not reversed for a subsequent increase in value.

For financial instruments measured using amortized cost, the effective interest rate method is used to determine interest revenue or expense.

o) Measurement Uncertainty

Preparation of financial statements in accordance with the basis of accounting described in Note 2 (a) requires management to make estimates and assumptions that impact reported amounts of assets and liabilities at the date of the financial statements and revenues and expenses during the reporting periods. Significant areas requiring the use of management estimates relate to the potential impairment of assets, liabilities for contaminated sites, rates for amortization and estimated employee future benefits. Actual results could differ from those estimates.

**SCHOOL DISTRICT No. 87 (STIKINE)
NOTES TO FINANCIAL STATEMENTS
YEAR ENDED JUNE 30, 2023**

NOTE 2 SUMMARY OF SIGNIFICANT ACCOUNTING POLICIES (Continued)

p) Future Changes in Accounting Policies

PS 3400 Revenue issued November 2018 establishes standards on how to account for and report on revenue and is effective July 1, 2023. Specifically, it differentiates between revenue arising from transactions that include performance obligations, referred to as "exchange transactions", and transactions that do not have performance obligations, referred to as "non-exchange transactions".

Revenue from transactions with performance obligations should be recognized when (or as) the School District satisfies a performance obligation by providing the promised goods or services to a payor.

Revenue from transactions with no performance obligations should be recognized when a school district:

- (a) has the authority to claim or retain an inflow of economic resources; and
- (b) identifies a past transaction or event that gives rise to an asset.

This standard may be applied retroactively or prospectively. Management is in the process of assessing the impact of adopting this standard on the School District's financial results.

NOTE 3 ACCOUNTS RECEIVABLE – OTHER RECEIVABLES

	2023	2022
Due from Stikine Teachers Association	\$ 77,263	\$ 44,228
Other	376,444	365,999
	<u>\$ 453,707</u>	<u>\$ 410,227</u>

NOTE 4 ACCOUNTS PAYABLE AND ACCRUED LIABILITIES – OTHER

	2023	2022
Trade payables	\$ 529,871	\$ 257,516
Salaries and benefits payable	275,676	281,090
Accrued vacation pay	152,408	53,820
Other	976,234	714,860
	<u>\$ 1,934,189</u>	<u>\$ 1,307,286</u>

**SCHOOL DISTRICT No. 87 (STIKINE)
NOTES TO FINANCIAL STATEMENTS
YEAR ENDED JUNE 30, 2023**

NOTE 5 UNEARNED REVENUE

	2023	2022
Balance, beginning of year	\$ 2,500	\$ 0
Changes for the year:		
Increase:		
Rental/Lease of facilities	0	2,500
	2,500	2,500
Decrease:		
Rental/Lease of facilities	(1,000)	0
Net changes for the year	(1,000)	2,500
Balance, end of year	\$ 1,500	\$ 2,500

NOTE 6 DEFERRED REVENUE

Deferred revenue includes unspent grants and contributions received that meet the description of a restricted contribution in the Restricted Contributions Regulation 198/2011 issued by Treasury Board, i.e., the stipulations associated with those grants and contributions have not yet been fulfilled. Detailed information about the changes in deferred revenue is included in Schedule 3A.

NOTE 7 DEFERRED CAPITAL REVENUE

Deferred capital revenue includes grants and contributions received that are restricted by the contributor for the acquisition of tangible capital assets that meet the description of a restricted contribution in the Restricted Contributions Regulation 198/2011 issued by Treasury Board. Once spent, the contributions are amortized into revenue over the life of the asset acquired. Detailed information about the changes in deferred capital revenue is included in Schedules 4C and 4D.

NOTE 8 EMPLOYEE FUTURE BENEFITS

Benefits include vested sick leave, accumulating non-vested sick leave, early retirement, retirement/severance, vacation, overtime and death benefits. Funding is provided when the benefits are paid and accordingly, there are no plan assets. Although no plan assets are uniquely identified, the School District has provided for the payment of these benefits.

SCHOOL DISTRICT No. 87 (STIKINE)
NOTES TO FINANCIAL STATEMENTS
YEAR ENDED JUNE 30, 2023

NOTE 8 EMPLOYEE FUTURE BENEFITS *(Continued)*

	2023	2022
Reconciliation of Accrued Benefit Obligation		
Accrued Benefit Obligation – April 1	\$ 6,154	\$ 11,995
Service Cost	2,440	1,968
Interest Cost	275	337
Benefit Payments	(10)	(875)
Actuarial (Gain) Loss	(506)	(7,271)
Accrued Benefit Obligation – March 31	\$ 8,353	\$ 6,154
Reconciliation of Funded Status at End of Fiscal Year		
Accrued Benefit Obligation – March 31	\$ 8,353	\$ 6,154
Market Value of Plan Assets – March 31	0	0
Funded Status – Surplus (Deficit)	(8,353)	(6,154)
Benefits Expense After Measurement Date	(704)	(679)
Unamortized Net Actuarial (Gain) Loss	(9,284)	(10,052)
Accrued Benefit Asset (Liability) – June 30	\$ (18,341)	\$ (16,885)
Reconciliation of Change in Accrued Benefit Liability		
Accrued Benefit Liability – July 1	\$ 16,885	\$ 15,668
Net expense for Fiscal Year	1,466	2,092
Employer Contributions	(10)	(875)
Accrued Benefit Liability – June 30	\$ 18,341	\$ 16,885
Components of Net Benefit Expense		
Service Cost	\$ 2,428	\$ 2,086
Interest Cost	312	322
Amortization of Net Actuarial (Gain)/Loss	(1,274)	(316)
Net Benefit Expense (Income)	\$ 1,466	\$ 2,092

The significant actuarial assumptions adopted for measuring the School District’s accrued benefit obligations are:

	2023	2022
Discount Rate – April 1	3.25%	2.50%
Discount Rate – March 31	4.00%	3.25%
Long Term Salary Growth – April 1	2.50% + seniority	2.50% + seniority
Long Term Salary Growth – March 31	2.50% + seniority	2.50% + seniority
EARSL – March 31	9.7	9.7

**SCHOOL DISTRICT No. 87 (STIKINE)
NOTES TO FINANCIAL STATEMENTS
YEAR ENDED JUNE 30, 2023**

NOTE 9 TANGIBLE CAPITAL ASSETS

Net Book Value:

	Net Book Value 2023	Net Book Value 2022
Sites	\$ 1,772,818	\$ 1,772,818
Buildings	10,822,104	9,429,457
Furniture & Equipment	464,257	336,469
Vehicles	217,882	169,771
Computer Hardware	403,721	487,754
Total	\$13,680,782	\$12,196,269

June 30, 2023

	Opening Cost	Additions	Disposals	Total 2023
Sites	\$ 1,772,818	\$ 0	\$ 0	\$ 1,772,818
Buildings	27,197,136	1,856,922	0	29,054,058
Furniture & Equipment	503,729	186,848	13,107	677,470
Vehicles	333,298	85,727	0	419,025
Computer Hardware	699,369	55,942	54,931	700,380
Total	\$30,506,350	\$ 2,185,439	\$ 68,038	\$ 32,623,751

	Opening Accumulated Amortization	Annual Amortization	Disposals	Total 2023
Sites	\$ 0	\$ 0	\$ 0	\$ 0
Buildings	17,767,679	464,275	0	18,231,954
Furniture & Equipment	167,260	59,060	13,107	213,213
Vehicles	163,527	37,616	0	201,143
Computer Hardware	211,615	139,975	54,931	296,659
Total	\$18,310,081	\$ 700,926	\$ 68,038	\$ 18,942,969

June 30, 2022

	Opening Cost	Additions	Disposals	Total 2022
Sites	\$ 1,772,818	\$ 0	\$ 0	\$ 1,772,818
Buildings	26,617,739	579,397	0	27,197,136
Furniture & Equipment	432,092	71,637	0	503,729
Vehicles	282,903	50,395	0	333,298
Computer Hardware	543,604	155,765	0	699,369
Total	\$ 29,649,156	\$ 857,194	\$ 0	\$ 30,506,350

NOTE 9 TANGIBLE CAPITAL ASSETS (Continued)

**SCHOOL DISTRICT No. 87 (STIKINE)
NOTES TO FINANCIAL STATEMENTS
YEAR ENDED JUNE 30, 2023**

June 30, 2022

	Opening Accumulated Amortization	Annual Amortization	Disposals	Total 2022
Sites	\$ 0	\$ 0	\$ 0	\$ 0
Buildings	17,327,314	440,365	0	17,767,679
Furniture & Equipment	120,469	46,791	0	167,260
Vehicles	132,717	30,810	0	163,527
Computer Hardware	87,318	124,297	0	211,615
Total	\$ 17,667,818	\$ 642,263	\$ 0	\$ 18,310,081

- The School District manages and controls various works of art and non-operational historical cultural assets including artifacts, paintings and sculptures located at the School Board Office and in School display areas. These assets are not recorded as tangible capital assets and are not amortized.
- Interest capitalized for capital projects during 2023 was \$22,431 (2022: \$5,411).

NOTE 10 EMPLOYEE PENSION PLANS

The School District and its employees contribute to the Teachers' Pension Plan and Municipal Pension Plan (jointly trustee pension plans). The boards of trustees for these plans, representing plan members and employers, are responsible for administering the pension plans, including investing assets and administering benefits. The plans are multi-employer defined benefit pension plans. Basic pension benefits are based on a formula. As at December 31, 2022, the Teachers' Pension Plan has about 51,000 active members and approximately 41,000 retired members. As of December 31, 2022, the Municipal Pension Plan has about 240,000 active members, including approximately 30,000 from school districts.

Every three years, an actuarial valuation is performed to assess the financial position of the plans and adequacy of plan funding. The actuary determines an appropriate combined employer and member contribution rate to fund the plans. The actuary's calculated contribution rate is based on the entry-age normal cost method, which produces the long-term rate of member and employer contributions sufficient to provide benefits for average future entrants to the plans. This rate may be adjusted for the amortization of any actuarial funding surplus and will be adjusted for the amortization of any unfunded actuarial liability.

The most recent actuarial valuation of the Teachers' Pension Plan as at December 31, 2020, indicated a \$1,584 million surplus for basic pension benefits on a going concern basis.

The most recent actuarial valuation for the Municipal Pension Plan as at December 31, 2021, indicated a \$3,761 million funding surplus for basic pension benefits on a going concern basis.

The school district paid \$338,662 for employer contributions to the plans for the year ended June 30, 2023 (2022: \$324,881).

NOTE 10 EMPLOYEE PENSION PLANS (Continued)

**SCHOOL DISTRICT No. 87 (STIKINE)
NOTES TO FINANCIAL STATEMENTS
YEAR ENDED JUNE 30, 2023**

The next valuation for the Teachers’ Pension Plan will be as at December 31, 2023. The next valuation for the Municipal Pension Plan will be as at December 31, 2024, with results available in 2025.

Employers participating in the plans record their pension expense as the amount of employer contributions made during the fiscal year (defined contribution pension plan accounting). This is because the plans record accrued liabilities and accrued assets for each plan in aggregate, resulting in no consistent and reliable basis for allocating the obligation, assets and cost to individual employers participating in the plans.

NOTE 11 INTERFUND TRANSFERS

Interfund transfers between the operating, special purpose and capital funds for the year ended June 30, 2023, were as follows:

- Transfer to the Capital Fund from the Special Purposes Fund for capital asset purchases of \$65,295.
- Transfer to the Capital Fund from the Operating Fund for capital asset purchases of \$313,371.

NOTE 12 RELATED PARTY TRANSACTIONS

The School District is related through common ownership to all Province of British Columbia ministries, agencies, school districts, health authorities, colleges, universities, and crown corporations. Transactions with these entities, unless disclosed separately, are considered to be in the normal course of operations and are recorded at the exchange amount.

NOTE 13 CONTRACTUAL OBLIGATIONS

The School District has entered into a number of multiple-year contracts for the delivery of services and the construction of tangible capital assets. These contractual obligations will become liabilities in the future when the terms of the contracts are met. Disclosure relates to the unperformed portion of the contracts.

<u>Contractual Obligations</u>	<u>2024</u>	<u>2025</u>	<u>2026</u>	<u>2027</u>	<u>Thereafter</u>
Propane Provision Contract	\$ 217,665	\$ 217,665	\$ 0	\$ 0	\$ 0
Bus Provision Contract	476,583	239,928	239,928	239,928	0
	<u>\$694,248</u>	<u>\$ 457,593</u>	<u>\$ 239,928</u>	<u>\$ 239,928</u>	<u>\$ 0</u>

NOTE 14 BUDGET FIGURES

**SCHOOL DISTRICT No. 87 (STIKINE)
NOTES TO FINANCIAL STATEMENTS
YEAR ENDED JUNE 30, 2023**

Budget figures included in the financial statements were approved by the Board through the adoption of an amended annual budget on February 2, 2023.

NOTE 15 EXPENSE BY OBJECT

	2023	2022
Salaries and benefits	\$ 4,767,778	\$ 4,037,356
Services and supplies	3,227,883	2,033,518
Amortization	700,926	642,263
	\$ 8,696,587	\$ 6,713,137

NOTE 16 INTERNALLY RESTRICTED SURPLUS – OPERATING FUND

Internally Restricted (appropriated) by Board for:

<u>Constraints on funds</u>		
Indigenous Education Targeted Funding	\$34,321	
Prior year commitments and encumbered funds	33,623	
		67,944
<u>Operations spanning multiple years</u>		
Employee Housing Improvements		600,000
<u>Future capital cost share</u>		
Dease Lake School Expansion		1,000,000
Subtotal Internally Restricted		1,667,944
Unrestricted Operating Surplus (Deficit) - Contingency		2,835,014
Total Available for Future Operations		\$ 4,502,958

NOTE 17 ECONOMIC DEPENDENCE

The operations of the School District are dependent on continued funding from the Ministry of Education and Child Care and various governmental agencies to carry out its programs. These financial statements have been prepared on a going concern basis.

NOTE 18 RISK MANAGEMENT

The School District has exposure to the following risks from its use of financial instruments: credit risk, market risk and liquidity risk.

NOTE 18 RISK MANAGEMENT (Continued)

SCHOOL DISTRICT No. 87 (STIKINE)
NOTES TO FINANCIAL STATEMENTS
YEAR ENDED JUNE 30, 2023

The Board ensures that the School District has identified its risks and ensures that management monitors and controls them.

a) Credit risk:

Credit risk is the risk of financial loss to an institution if a customer or counterparty to a financial instrument fails to meet its contractual obligations. Such risks arise principally from certain financial assets held consisting of cash, amounts receivable and investments.

The School District is exposed to credit risk in the event of non-performance by a debtor. This risk is mitigated as most amounts receivable are due from the Province and are collectible.

It is management's opinion that the School District is not exposed to significant credit risk associated with its cash deposits and investments.

b) Market risk:

Market risk is the risk that the fair value or future cash flows of a financial instrument will fluctuate because of changes in market prices. Market risk is comprised of currency risk and interest rate risk.

Currency risk is the risk that the fair value or future cash flows of a financial instrument will fluctuate because of changes in the foreign exchange rates. It is management's opinion that the School District is not exposed to significant currency risk, as amounts held, and purchases made in foreign currency are insignificant.

Interest rate risk is the risk that the fair value or future cash flows of a financial instrument will fluctuate because of changes in the market interest rates. The School District is exposed to interest rate risk through its investments. It is management's opinion that the School District is not exposed to significant interest rate risk.

c) Liquidity risk

Liquidity risk is the risk that the School District will not be able to meet its financial obligations as they become due.

The School District manages liquidity risk by continually monitoring actual and forecasted cash flows from operations and anticipated investing activities to ensure, as far as possible, that it will always have sufficient liquidity to meet its liabilities when due, under both normal and stressed conditions, without incurring unacceptable losses or risking damage to the School District's reputation.

Risk Management and insurance services for all School Districts in British Columbia are provided by the Risk Management Branch of the Ministry of Finance. There have been no changes to risk exposure from 2022 related to credit, market or liquidity risks.

School District No. 87 (Stikine)

Schedule of Changes in Accumulated Surplus (Deficit) by Fund
Year Ended June 30, 2023

	Operating Fund	Special Purpose Fund	Capital Fund	2023 Actual	2022 Actual
	\$	\$	\$	\$	\$
Accumulated Surplus (Deficit), beginning of year	4,963,399		8,095,032	13,058,431	12,167,678
Changes for the year					
Surplus (Deficit) for the year	(147,070)	65,295	(76,882)	(158,657)	890,753
Interfund Transfers					
Tangible Capital Assets Purchased	(313,371)	(65,295)	378,666	-	
Net Changes for the year	(460,441)	-	301,784	(158,657)	890,753
Accumulated Surplus (Deficit), end of year - Statement 2	4,502,958	-	8,396,816	12,899,774	13,058,431

School District No. 87 (Stikine)

Schedule 2 (Unaudited)

Schedule of Operating Operations

Year Ended June 30, 2023

	2023 Budget	2023 Actual	2022 Actual
	\$	\$	\$
Revenues			
Provincial Grants			
Ministry of Education and Child Care	5,255,525	5,449,319	5,709,829
Other	10,500	10,500	
Federal Grants	12,820	12,100	25,640
Other Revenue	929,479	858,866	346,782
Rentals and Leases	185,245	198,118	161,250
Investment Income	250,000	280,233	50,601
Total Revenue	<u>6,643,569</u>	<u>6,809,136</u>	<u>6,294,102</u>
Expenses			
Instruction	4,119,770	3,462,802	2,782,761
District Administration	1,117,859	1,270,932	840,651
Operations and Maintenance	1,043,404	1,363,642	1,145,226
Transportation and Housing	923,680	858,830	481,024
Total Expense	<u>7,204,713</u>	<u>6,956,206</u>	<u>5,249,662</u>
Operating Surplus (Deficit) for the year	<u>(561,144)</u>	<u>(147,070)</u>	<u>1,044,440</u>
Budgeted Appropriation (Retirement) of Surplus (Deficit)	<u>1,117,130</u>		
Net Transfers (to) from other funds			
Tangible Capital Assets Purchased	(555,986)	(313,371)	(272,588)
Total Net Transfers	<u>(555,986)</u>	<u>(313,371)</u>	<u>(272,588)</u>
Total Operating Surplus (Deficit), for the year	<u>-</u>	<u>(460,441)</u>	<u>771,852</u>
Operating Surplus (Deficit), beginning of year		4,963,399	4,191,547
Operating Surplus (Deficit), end of year		<u>4,502,958</u>	<u>4,963,399</u>
Operating Surplus (Deficit), end of year			
Internally Restricted (Note 16)		1,667,944	2,105,517
Unrestricted		2,835,014	2,857,882
Total Operating Surplus (Deficit), end of year		<u>4,502,958</u>	<u>4,963,399</u>

School District No. 87 (Stikine)

Schedule 2A (Unaudited)

Schedule of Operating Revenue by Source

Year Ended June 30, 2023

	2023 Budget	2023 Actual	2022 Actual
	\$	\$	\$
Provincial Grants - Ministry of Education and Child Care			
Operating Grant, Ministry of Education and Child Care	5,773,485	5,778,860	5,861,254
ISC/LEA Recovery	(883,733)	(803,944)	(346,782)
Other Ministry of Education and Child Care Grants			
Pay Equity	124,935	124,935	124,935
Student Transportation Fund	51,181	51,181	51,181
Support Staff Benefits Grant	2,537	2,558	2,537
FSA Scorer Grant	4,094	4,094	4,094
Early Learning Framework (ELF) Implementation		23	1,181
Labour Settlement Funding		245,183	
Anti-Racism/Early Learning	6,452	6,429	6,429
ECL Environment Scan	40,000	40,000	
Teacher/Excluded Wage Grant	136,574		
Equity in Action			5,000
Total Provincial Grants - Ministry of Education and Child Care	5,255,525	5,449,319	5,709,829
Provincial Grants - Other	10,500	10,500	
Federal Grants	12,820	12,100	25,640
Other Revenues			
Funding from First Nations	928,479	858,866	346,782
Miscellaneous			
Miscellaneous	1,000		
Total Other Revenue	929,479	858,866	346,782
Rentals and Leases	185,245	198,118	161,250
Investment Income	250,000	280,233	50,601
Total Operating Revenue	6,643,569	6,809,136	6,294,102

School District No. 87 (Stikine)

Schedule 2B (Unaudited)

Schedule of Operating Expense by Object

Year Ended June 30, 2023

	2023 Budget	2023 Actual	2022 Actual
	\$	\$	\$
Salaries			
Teachers	1,236,471	1,317,373	1,011,908
Principals and Vice Principals	801,777	634,143	571,578
Educational Assistants	145,898	77,626	106,176
Support Staff	448,357	454,324	516,291
Other Professionals	781,836	881,983	519,414
Substitutes	104,000	112,212	230,419
Total Salaries	3,518,339	3,477,661	2,955,786
Employee Benefits	739,625	661,662	556,265
Total Salaries and Benefits	4,257,964	4,139,323	3,512,051
Services and Supplies			
Services	995,150	1,267,924	607,143
Student Transportation	593,785	567,812	307,900
Professional Development and Travel	271,881	314,547	218,045
Rentals and Leases			13,839
Dues and Fees	10,600	10,515	9,294
Insurance	13,200	13,042	10,308
Supplies	798,133	380,491	278,717
Utilities	264,000	262,552	292,365
Total Services and Supplies	2,946,749	2,816,883	1,737,611
Total Operating Expense	7,204,713	6,956,206	5,249,662

School District No. 87 (Stikine)

Operating Expense by Function, Program and Object

Year Ended June 30, 2023

	Teachers Salaries	Principals and Vice Principals Salaries	Educational Assistants Salaries	Support Staff Salaries	Other Professionals Salaries	Substitutes Salaries	Total Salaries
	\$	\$	\$	\$	\$	\$	\$
1 Instruction							
1.02 Regular Instruction	1,170,689	341,835				43,358	1,555,882
1.07 Library Services				2,392			2,392
1.08 Counselling	35,759						35,759
1.10 Special Education		60,802	77,626		40,966	1,952	181,346
1.31 Indigenous Education	110,925						110,925
1.41 School Administration		231,506		81,556		342	313,404
Total Function 1	1,317,373	634,143	77,626	83,948	40,966	45,652	2,199,708
4 District Administration							
4.11 Educational Administration					424,028		424,028
4.40 School District Governance					74,320		74,320
4.41 Business Administration				65,133	194,629		259,762
Total Function 4	-	-	-	65,133	692,977	-	758,110
5 Operations and Maintenance							
5.41 Operations and Maintenance Administration					108,378		108,378
5.50 Maintenance Operations				281,249		66,560	347,809
5.52 Maintenance of Grounds							-
5.56 Utilities							-
Total Function 5	-	-	-	281,249	108,378	66,560	456,187
7 Transportation and Housing							
7.41 Transportation and Housing Administration					12,285		12,285
7.70 Student Transportation							-
7.73 Housing				23,994	27,377		51,371
Total Function 7	-	-	-	23,994	39,662	-	63,656
9 Debt Services							
Total Function 9	-	-	-	-	-	-	-
Total Functions 1 - 9	1,317,373	634,143	77,626	454,324	881,983	112,212	3,477,661

School District No. 87 (Stikine)

Operating Expense by Function, Program and Object

Year Ended June 30, 2023

	Total Salaries	Employee Benefits	Total Salaries and Benefits	Services and Supplies	2023 Actual	2023 Budget	2022 Actual
	\$	\$	\$	\$	\$	\$	\$
1 Instruction							
1.02 Regular Instruction	1,555,882	311,203	1,867,085	559,131	2,426,216	2,744,722	2,055,421
1.07 Library Services	2,392	249	2,641	5,221	7,862	22,950	26,699
1.08 Counselling	35,759	9,587	45,346		45,346	34,811	
1.10 Special Education	181,346	38,607	219,953	2,399	222,352	342,507	160,741
1.31 Indigenous Education	110,925	29,576	140,501	151,053	291,554	352,453	147,833
1.41 School Administration	313,404	81,998	395,402	74,070	469,472	622,327	392,067
Total Function 1	2,199,708	471,220	2,670,928	791,874	3,462,802	4,119,770	2,782,761
4 District Administration							
4.11 Educational Administration	424,028	60,505	484,533	115,960	600,493	539,675	293,497
4.40 School District Governance	74,320	4,011	78,331	65,876	144,207	107,200	133,834
4.41 Business Administration	259,762	47,958	307,720	218,512	526,232	470,984	413,320
Total Function 4	758,110	112,474	870,584	400,348	1,270,932	1,117,859	840,651
5 Operations and Maintenance							
5.41 Operations and Maintenance Administration	108,378	23,530	131,908	51,946	183,854	169,857	84,245
5.50 Maintenance Operations	347,809	43,045	390,854	532,217	923,071	620,847	788,915
5.52 Maintenance of Grounds	-	-	-	25,775	25,775	30,700	39,153
5.56 Utilities	-	-	-	230,942	230,942	222,000	232,913
Total Function 5	456,187	66,575	522,762	840,880	1,363,642	1,043,404	1,145,226
7 Transportation and Housing							
7.41 Transportation and Housing Administration	12,285	1,632	13,917		13,917	21,363	
7.70 Student Transportation	-	-	-	567,812	567,812	593,785	307,900
7.73 Housing	51,371	9,761	61,132	215,969	277,101	308,532	173,124
Total Function 7	63,656	11,393	75,049	783,781	858,830	923,680	481,024
9 Debt Services							
Total Function 9	-	-	-	-	-	-	-
Total Functions 1 - 9	3,477,661	661,662	4,139,323	2,816,883	6,956,206	7,204,713	5,249,662

School District No. 87 (Stikine)

Schedule 3 (Unaudited)

Schedule of Special Purpose Operations

Year Ended June 30, 2023

	2023 Budget	2023 Actual	2022 Actual
	\$	\$	\$
Revenues			
Provincial Grants			
Ministry of Education and Child Care	1,514,184	1,084,760	813,006
Other Revenue	20,000	19,990	13,415
Total Revenue	<u>1,534,184</u>	<u>1,104,750</u>	<u>826,421</u>
Expenses			
Instruction	1,295,312	936,024	740,880
Operations and Maintenance	56,783	57,557	71,474
Transportation and Housing	21,650	45,874	8,858
Total Expense	<u>1,373,745</u>	<u>1,039,455</u>	<u>821,212</u>
Special Purpose Surplus (Deficit) for the year	<u>160,439</u>	<u>65,295</u>	<u>5,209</u>
Net Transfers (to) from other funds			
Tangible Capital Assets Purchased	(160,439)	(65,295)	(5,209)
Total Net Transfers	<u>(160,439)</u>	<u>(65,295)</u>	<u>(5,209)</u>
Total Special Purpose Surplus (Deficit) for the year	<u>-</u>	<u>-</u>	<u>-</u>
Special Purpose Surplus (Deficit), beginning of year			
Special Purpose Surplus (Deficit), end of year		<u>-</u>	<u>-</u>

School District No. 87 (Stikine)

Changes in Special Purpose Funds and Expense by Object
Year Ended June 30, 2023

	Annual Facility Grant	Learning Improvement Fund	School Generated Funds	Ready, Set, Learn	CommunityLINK	Classroom Enhancement Fund - Overhead	Classroom Enhancement Fund - Staffing	First Nation Student Transportation	Mental Health in Schools
	\$	\$	\$	\$	\$	\$	\$	\$	\$
Deferred Revenue, beginning of year	116,460	6,819	121,037	31,302	872,033	-	-	53,787	185,233
Add: Restricted Grants									
Provincial Grants - Ministry of Education and Child Care	60,762	20,386		7,350	580,547	6,520	409,980	9,185	57,000
Other			32,827						
	60,762	20,386	32,827	7,350	580,547	6,520	409,980	9,185	57,000
Less: Allocated to Revenue	101,209	21,897	19,990	254	368,131	6,520	409,980	45,874	-
Deferred Revenue, end of year	76,013	5,308	133,874	38,398	1,084,449	-	-	17,098	242,233
Revenues									
Provincial Grants - Ministry of Education and Child Care	101,209	21,897		254	368,131	6,520	409,980	45,874	
Other Revenue			19,990						
	101,209	21,897	19,990	254	368,131	6,520	409,980	45,874	-
Expenses									
Salaries									
Teachers							342,304		
Educational Assistants		17,486			97,934				
Support Staff	18,845				27,503				
Other Professionals	9,830								
Substitutes					5,207	5,078			
	28,675	17,486	-	-	130,644	5,078	342,304	-	-
Employee Benefits	5,367	4,411			25,950	864	67,676		
Services and Supplies	17,018		19,990	254	196,391	578		45,874	
	51,060	21,897	19,990	254	352,985	6,520	409,980	45,874	-
Net Revenue (Expense) before Interfund Transfers	50,149	-	-	-	15,146	-	-	-	-
Interfund Transfers									
Tangible Capital Assets Purchased	(50,149)				(15,146)				
	(50,149)	-	-	-	(15,146)	-	-	-	-
Net Revenue (Expense)	-	-	-	-	-	-	-	-	-

School District No. 87 (Stikine)

Changes in Special Purpose Funds and Expense by Object
Year Ended June 30, 2023

	Federal Safe Return to Class / Ventilation Fund	Student & Family Affordability	TOTAL
	\$	\$	\$
Deferred Revenue, beginning of year	9,362		1,396,033
Add: Restricted Grants			
Provincial Grants - Ministry of Education and Child Care		250,000	1,401,730
Other			32,827
	-	250,000	1,434,557
Less: Allocated to Revenue	6,497	124,398	1,104,750
Deferred Revenue, end of year	2,865	125,602	1,725,840
Revenues			
Provincial Grants - Ministry of Education and Child Care	6,497	124,398	1,084,760
Other Revenue			19,990
	6,497	124,398	1,104,750
Expenses			
Salaries			
Teachers			342,304
Educational Assistants			115,420
Support Staff			46,348
Other Professionals			9,830
Substitutes			10,285
	-	-	524,187
Employee Benefits			104,268
Services and Supplies	6,497	124,398	411,000
	6,497	124,398	1,039,455
Net Revenue (Expense) before Interfund Transfers	-	-	65,295
Interfund Transfers			
Tangible Capital Assets Purchased			(65,295)
	-	-	(65,295)
Net Revenue (Expense)	-	-	-

School District No. 87 (Stikine)

Schedule 4 (Unaudited)

Schedule of Capital Operations

Year Ended June 30, 2023

	2023 Budget	2023 Actual			2022 Actual
		Invested in Tangible Capital Assets	Local Capital	Fund Balance	
	\$	\$	\$	\$	\$
Revenues					
Investment Income	65,000		159,873	159,873	42,479
Amortization of Deferred Capital Revenue	460,086	464,171		464,171	440,888
Total Revenue	<u>525,086</u>	<u>464,171</u>	<u>159,873</u>	<u>624,044</u>	<u>483,367</u>
Expenses					
Amortization of Tangible Capital Assets					
Operations and Maintenance	702,862	700,926		700,926	642,263
Total Expense	<u>702,862</u>	<u>700,926</u>	<u>-</u>	<u>700,926</u>	<u>642,263</u>
Capital Surplus (Deficit) for the year	<u>(177,776)</u>	<u>(236,755)</u>	<u>159,873</u>	<u>(76,882)</u>	<u>(158,896)</u>
Net Transfers (to) from other funds					
Tangible Capital Assets Purchased	716,425	378,666		378,666	277,797
Total Net Transfers	<u>716,425</u>	<u>378,666</u>	<u>-</u>	<u>378,666</u>	<u>277,797</u>
Total Capital Surplus (Deficit) for the year	<u>538,649</u>	<u>141,911</u>	<u>159,873</u>	<u>301,784</u>	<u>118,901</u>
Capital Surplus (Deficit), beginning of year		<u>4,579,226</u>	<u>3,515,806</u>	<u>8,095,032</u>	<u>7,976,131</u>
Capital Surplus (Deficit), end of year		<u>4,721,137</u>	<u>3,675,679</u>	<u>8,396,816</u>	<u>8,095,032</u>

School District No. 87 (Stikine)

Tangible Capital Assets
Year Ended June 30, 2023

	Sites	Buildings	Furniture and Equipment	Vehicles	Computer Software	Computer Hardware	Total
	\$	\$	\$	\$	\$	\$	\$
Cost, beginning of year	1,772,818	27,197,136	503,729	333,298		699,369	30,506,350
Changes for the Year							
Increase:							
Purchases from:							
Deferred Capital Revenue - Bylaw		1,806,773					1,806,773
Operating Fund			171,702	85,727		55,942	313,371
Special Purpose Funds		50,149	15,146				65,295
	-	1,856,922	186,848	85,727	-	55,942	2,185,439
Decrease:							
Deemed Disposals			13,107			54,931	68,038
	-	-	13,107	-	-	54,931	68,038
Cost, end of year	1,772,818	29,054,058	677,470	419,025	-	700,380	32,623,751
Work in Progress, end of year							-
Cost and Work in Progress, end of year	1,772,818	29,054,058	677,470	419,025	-	700,380	32,623,751
Accumulated Amortization, beginning of year		17,767,679	167,260	163,527		211,615	18,310,081
Changes for the Year							
Increase: Amortization for the Year		464,275	59,060	37,616		139,975	700,926
Decrease:							
Deemed Disposals			13,107			54,931	68,038
			13,107			54,931	68,038
Accumulated Amortization, end of year		18,231,954	213,213	201,143		296,659	18,942,969
Tangible Capital Assets - Net	1,772,818	10,822,104	464,257	217,882	-	403,721	13,680,782

School District No. 87 (Stikine)

Schedule 4C (Unaudited)

Deferred Capital Revenue

Year Ended June 30, 2023

	Bylaw Capital	Other Provincial	Other Capital	Total Capital
Deferred Capital Revenue, beginning of year	\$ 7,409,245	\$ 207,799	\$	\$ 7,617,044
Changes for the Year				
Increase:				
Transferred from Deferred Revenue - Capital Additions	1,806,773			1,806,773
	1,806,773	-	-	1,806,773
Decrease:				
Amortization of Deferred Capital Revenue	457,671	6,500		464,171
	457,671	6,500	-	464,171
Net Changes for the Year	1,349,102	(6,500)	-	1,342,602
Deferred Capital Revenue, end of year	8,758,347	201,299	-	8,959,646
Work in Progress, beginning of year				-
Changes for the Year				
Net Changes for the Year	-	-	-	-
Work in Progress, end of year	-	-	-	-
Total Deferred Capital Revenue, end of year	8,758,347	201,299	-	8,959,646

School District No. 87 (Stikine)

Changes in Unspent Deferred Capital Revenue
Year Ended June 30, 2023

	Bylaw Capital	MECC Restricted Capital	Other Provincial Capital	Land Capital	Other Capital	Total
Balance, beginning of year	\$ 649,114	\$ 232,905	\$ 26,392	\$ -	\$ -	\$ 908,411
Changes for the Year						
Increase:						
Provincial Grants - Ministry of Education and Child Care	1,200,387					1,200,387
Investment Income	22,431					22,431
	1,222,818	-	-	-	-	1,222,818
Decrease:						
Transferred to DCR - Capital Additions	1,806,773					1,806,773
	1,806,773	-	-	-	-	1,806,773
Net Changes for the Year	(583,955)	-	-	-	-	(583,955)
Balance, end of year	65,159	232,905	26,392	-	-	324,456

**School District
Statement of Financial Information (SOFI)**

School District No. 87 (Stikine)

Fiscal Year Ended June 30, 2023

SCHEDULE OF DEBT

NIL.

Prepared as required by *Financial Information Regulation*, Schedule 1, section 4

**School District
Statement of Financial Information (SOFI)**

School District No. 87 (Stikine)

Fiscal Year Ended June 30, 2023

SCHEDULE OF GUARANTEE AND INDEMNITY AGREEMENTS

School District No.87 (Stikine) has not given any guarantee or indemnity under the Guarantees and Indemnities Regulation.

Prepared as required by *Financial Information Regulation*, Schedule 1, section 5

School District #87 (Stikine)
 SCHEDULE OF REMUNERATION AND EXPENSE
 YEAR ENDED JUNE 30,2023

NAME	POSITION	REMUNERATION	EXPENSE
ELECTED OFFICIALS :			
Hawkins, Jolene	Trustees	11,940.04	5,039.25
Loots, Fred	Trustees	12,815.04	7,109.45
Nole, Teneal	Trustees	12,940.04	5,025.20
Strange, Michael	Vice Chairperson	16,375.08	10,256.79
Tashoots, Yvonne	Chairperson	20,250.04	15,811.14
TOTAL ELECTED OFFICIALS		74,320.24	43,241.83
DETAILED EMPLOYEES > 75,000.00 :			
Bjornson, James	Principal	89,561.30	3,789.98
Caljouw, Dana-Leigh	Teacher	126,465.62	
Cameron, Alanna	Secretary Treasurer	177,282.64	28,711.66
Cavanagh, Sheila	Principal	126,137.52	
Etzerza, Tina A.	Mgr HR/Exect Assist	96,595.70	12,015.11
Foster, Doug	Maintenance I	75,654.56	3,433.01
Gallicano, Corri	Teacher, Principal	110,291.91	2,186.68
Gill, Jasleen	Teacher	114,482.25	2,191.78
Gillis, Allan	Vice Principal, Prin	132,817.78	4,236.31
Gourlay, Benjamin	Maintenance III	91,374.74	13,401.05
Knight, Peter	Teacher	100,992.96	1,164.87
MacInnis, Sherry M.	Teacher	103,411.17	552.19
MacLean, Orton	Teacher	103,500.91	
MacMillan, Tracey	Superintendent	199,519.70	40,050.55
Manning, Brian	Principal, Dir Instr	162,088.36	19,573.14
Martin-Daley, Ieshia	Teacher	85,781.37	
McDowell, Andre	Principal	134,485.80	16,997.88
Michelin, Gerald	Teachers	109,396.56	69.00
Mortimer, Donna	Teacher, Dist V-Prin	117,758.05	9,408.40
Mulder, Johanna	Teacher	79,169.69	1,300.21
Quock, Carlene	Teacher	91,041.77	
Toner, Noah	Teacher	88,015.59	454.35
waite, Joseph	Manager Operations	98,379.61	20,563.97
weymouth, Chad	Teacher	84,347.56	887.43
white, Angella	Teacher	122,687.19	
wu, Zhong wen	Teacher	118,951.07	
TOTAL DETAILED EMPLOYEES > 75,000.00		2,940,191.38	180,987.57
TOTAL EMPLOYEES <= 75,000.00		1,094,490.26	77,357.01
TOTAL		4,109,001.88	301,586.41
TOTAL EMPLOYER PREMIUM FOR CPP/EI			212,532.56

**School District
Statement of Financial Information (SOFI)**

School District No. 87 (Stikine)

Fiscal Year Ended June 30, 2023

STATEMENT OF SEVERANCE AGREEMENTS

There were no severance agreements made between School District No.87 (Stikine) and its non-unionized employees during fiscal year 2022-23.

Prepared as required by *Financial Information Regulation*, Schedule 1, subsection 6(7)

VENDOR NAME -----	EXPENSE -----
DETAILED VENDORS > 25,000.00 :	
ALL PRO YUKON RESTORATION	164,544.03
BANDSTRA TRANSPORT. SYSTEMS LTD.	27,378.92
BC HYDRO	80,281.74
BC PENSION - MUNICIPAL	151,487.97
BC PENSION - TEACHERS	513,242.41
BC TEACHERS' FEDERATION	62,840.27
BIG LAKE CONTRACTING	78,178.00
BULKLEY VALLEY HOME CENTRE LTD.	70,170.92
CITY FURNITURE	46,403.08
CURTIS RATTRAY	54,488.94
DELL CANADA INC.	26,551.73
DIVERSIFIED TRANSPORTATION LTD.	234,436.36
GLACIER TOYOTA	87,305.24
GLOBAL INDUSTRIAL CANADA	30,279.19
GOV'T OF BC EFT- #EHT-1105-0675	76,515.80
GOVERNMENT OF YUKON	340,800.00
IYON KETCHIKA CONTRACTING LTD.	142,232.06
JESSICA MASSON GUERETTE	53,119.41
KALMAR CONSTRUCTION LTD	31,372.30
KEDA PROPANE	279,360.46
MORNEAU SHEPELL - IN TRUST	99,106.03
N HARRIS COMPUTER CORP.	68,035.39
NORTHWESTEL INC.	44,145.43
PUBLIC EDUCATION BENEFITS TRUST	36,941.35
RECEIVER GENERAL OF CANADA	1,157,158.41
ROCKY POINT ENGINEERING LTD.	38,392.20
SCHOOL DIST. #82 (TERRACE)	89,174.59
SIMPSON CONTROLS	236,247.93
SITSA HOLDINGS	113,768.38
SPECTRUM SECURITY & SOUND LTD.	858,448.17
STAPLES ADVANTAGE	27,393.63
STIKINE TEACHER'S ASSOCIATION	41,450.33
STOIC INDUSTRIES CONTR MGNT INC	506,152.05
SUPER A FOODS	93,017.93
TAHLTAN BAND COUNCIL	84,636.84
TWILD	45,472.50
WORK SAFE BC	46,511.51
WYATT CREYKE	30,980.60
XEROX CANADA	49,152.46

TOTAL DETAILED VENDORS > 25,000.00	6,217,174.56
TOTAL VENDORS <= 25,000.00	1,436,113.21
	=====
TOTAL PAYMENTS FOR THE GOODS AND SERVICES	7,653,287.77

SCHEDULED PAYMENTS

REMUNERATION	4,109,001.88
EMPLOYEE EXPENSES	301,586.41
EMPLOYER CPP/EI	212,532.56
PAYMENTS FOR GOODS AND SERVICES	7,653,287.77
TOTAL SCHEDULED PAYMENTS	----- 12,276,408.62

RECONCILIATION ITEMS

NONCASH ITEMS:	
ACCOUNTS PAYABLE ACCRUALS	533,729.00-
PAYROLL ACCRUALS	94,630.00-
INVENTORIES AND PREPAIDS	32,308.00
PAYMENTS INCLUDED:	
TAXABLE BENEFITS	12,707.58-
OTHER:	
THIRD PARTY RECOVERIES	1,085,244.05-
GST/HST REBATE	135,649.33-
RECOVERIES OF EXPENSES	248,296.32-
MISCELLANEOUS	17,360.34-
TOTAL RECONCILIATION ITEMS	----- 2,095,308.62-

FINANCIAL STATEMENT EXPENDITURES

OPERATING FUND	6,956,206.00
TRUST FUND	1,039,455.00
CAPITAL FUND	2,185,439.00
TOTAL FINANCIAL STATEMENT EXPENDITURES	----- 10,181,100.00

BALANCE

=====

0.00