

Audited Financial Statements of

School District No. 87 (Stikine)

And Independent Auditors' Report thereon

June 30, 2022

School District No. 87 (Stikine)

June 30, 2022

Table of Contents

Management Report	1
Independent Auditors' Report	2-3
Statement of Financial Position - Statement 1	4
Statement of Operations - Statement 2	5
Statement of Changes in Net Debt - Statement 4	6
Statement of Cash Flows - Statement 5	7
Notes to the Financial Statements	8-24
Schedule of Changes in Accumulated Surplus (Deficit) by Fund - Schedule 1 (Unaudited)	25
Schedule of Operating Operations - Schedule 2 (Unaudited)	26
Schedule 2A - Schedule of Operating Revenue by Source (Unaudited)	27
Schedule 2B - Schedule of Operating Expense by Object (Unaudited)	28
Schedule 2C - Operating Expense by Function, Program and Object (Unaudited)	29
Schedule of Special Purpose Operations - Schedule 3 (Unaudited)	31
Schedule 3A - Changes in Special Purpose Funds and Expense by Object (Unaudited)	32
Schedule of Capital Operations - Schedule 4 (Unaudited)	34
Schedule 4A - Tangible Capital Assets (Unaudited)	35
Schedule 4C - Deferred Capital Revenue (Unaudited)	36
Schedule 4D - Changes in Unspent Deferred Capital Revenue (Unaudited)	37

School District No. 87 (Stikine)

MANAGEMENT REPORT

Version: 8766-8020-6038

Management's Responsibility for the Financial Statements.

The accompanying financial statements of School District No. 87 (Stikine) have been prepared by management in accordance with the accounting requirements of Section 23.1 of the Budget Transparency and Accountability Act of British Columbia, supplemented by Regulations 257/2010 and 198/2011 issued by the Province of British Columbia Treasury Board, and the integrity and objectivity of these statements are management's responsibility. Management is also responsible for all of the notes to the financial statements and schedules, and for ensuring that this information is consistent, where appropriate, with the information contained in the financial statements.




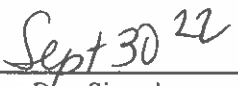

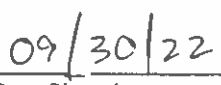
The preparation of financial statements necessarily involves the use of estimates based on management's judgment particularly when transactions affecting the current accounting period cannot be finalized with certainty until future periods.

Management is also responsible for implementing and maintaining a system of internal controls to provide reasonable assurance that assets are safeguarded, transactions are properly authorized and reliable financial information is produced.

The Board of Education of School District No. 87 (Stikine) (called the "Board") is responsible for ensuring that management fulfills its responsibilities for financial reporting and internal control and exercises these responsibilities through the Board. The Board reviews internal financial statements on a quarterly basis and externally audited financial statements yearly.

The external auditors, Carlyle Shepherd & Co., conduct an independent examination, in accordance with Canadian generally accepted auditing standards, and express their opinion on the financial statements. The external auditors have full and free access to financial management of School District No. 87 (Stikine) and meet when required. The accompanying Independent Auditors' Report outlines their responsibilities, the scope of their examination and their opinion on the School District's financial statements.

On behalf of School District No. 87 (Stikine)

	
Signature of the Chairperson of the Board of Education	Date Signed
	
Signature of the Superintendent	Date Signed
	
Signature of the Secretary Treasurer	Date Signed

INDEPENDENT AUDITOR'S REPORT

To the Board of Education – School District No. 87 (Stikine) and the Minister of Education

Opinion

We have audited the financial statements of School District No. 87 (Stikine) which comprise the statement of financial position as at June 30, 2022 and the statements of operations, changes in net debt and cash flows for the year then ended, and notes to the financial statements, including a summary of significant accounting policies.

In our opinion, the accompanying financial statements present fairly, in all material respects, the financial position of School District as at June 30, 2022 and the results of its operations and cash flows for the year then ended in accordance with section 23.1 of the Budget Transparency and Accountability Act of the Province of British Columbia.

Basis for Opinion

We conducted our audit in accordance with Canadian generally accepted auditing standards. We are independent of the School District in accordance with the ethical requirements that are relevant to our audit of the financial statements in Canada, and we have fulfilled our other ethical responsibilities in accordance with these requirements. We believe that the audit evidence we have obtained is sufficient and appropriate to provide a basis for our opinion.

Auditor's Responsibility for the Audit of the Financial Statements

Our objectives are to obtain reasonable assurance about whether the financial statements as a whole are free from material misstatement, whether due to fraud or error, and to issue an auditor's report that includes our opinion. Reasonable assurance is a high level of assurance, but is not a guarantee that an audit conducted in accordance with Canadian generally accepted auditing standards will always detect a material misstatement when it exists. Misstatements can arise from fraud or error and are considered material if, individually or in the aggregate, they could reasonably be expected to influence the economic decisions of users taken on the basis of these financial statements.

As part of an audit in accordance with Canadian generally accepted auditing standards, we exercise professional judgement and maintain professional skepticism throughout the audit.

Responsibilities of Management and the Board for the Financial Statements

Management is responsible for the preparation and fair presentation of these financial statements in accordance with section 23.1 of the Budget Transparency and Accountability Act of the Province of British Columbia and for such internal controls as management determines are necessary to enable the preparation of financial statements that are free of material misstatement, whether due to fraud or error.


In preparing the financial statements, management is responsible for assessing the School District's ability to continue as a going concern, disclosing, as applicable, matters related to going concern and using the going concern basis of accounting unless conditions exist that do not allow for the going concern basis to be used.

The Board is responsible for overseeing the School District's financial reporting process.

Supplementary Information

Our audit was conducted for the purpose of forming an opinion on the basic financial statements of the School District taken as a whole. The current year's supplementary information included in Schedules 1 to 4D is presented for purposes of additional analysis. Such supplementary information has been subjected to the auditing procedures applied in the audit of the financial statements and, in our opinion, is fairly stated in all material respects, in relation to the financial statements taken as a whole.

Terrace, BC
September 29, 2022



School District No. 87 (Stikine)

Statement 1

Statement of Financial Position

As at June 30, 2022

	2022 Actual	2021 Actual (Restated)
	\$	\$
Financial Assets		
Cash and Cash Equivalents	11,488,316	8,407,744
Accounts Receivable		
Due from Province - Ministry of Education and Child Care	50,000	408,633
Due from First Nations	-	250,226
Other (Note 3)	410,227	312,834
Total Financial Assets	<u>11,948,543</u>	<u>9,379,437</u>
Liabilities		
Accounts Payable and Accrued Liabilities		
Other (Note 4)	1,307,286	685,279
Unearned Revenue (Note 5)	2,500	
Deferred Revenue (Note 6)	1,396,033	911,437
Deferred Capital Revenue (Note 7)	8,525,455	7,737,832
Employee Future Benefits (Note 8)	16,885	15,668
Total Liabilities	<u>11,248,159</u>	<u>9,350,216</u>
Net Debt	<u>700,384</u>	<u>29,221</u>
Non-Financial Assets		
Tangible Capital Assets (Note 9)	12,196,269	11,981,338
Prepaid Expenses	161,778	157,119
Total Non-Financial Assets	<u>12,358,047</u>	<u>12,138,457</u>
Accumulated Surplus (Deficit)	<u>13,058,431</u>	<u>12,167,678</u>

Approved by the Board

Yvonne Jans-Roos

Sept 30²²

Signature of the Chairperson of the Board of Education

Date Signed

J. MacMillan

Sept 30²²

Signature of the Superintendent

Date Signed

W. [Signature]

09/30/22

Signature of the Secretary Treasurer

Date Signed

School District No. 87 (Stikine)

Statement 2

Statement of Operations
Year Ended June 30, 2022

	2022 Budget	2022 Actual	2021 Actual (Restated)
	\$	\$	\$
Revenues			
Provincial Grants			
Ministry of Education and Child Care	7,153,850	6,522,835	6,386,810
Federal Grants	12,820	25,640	
Other Revenue	397,782	360,197	788,340
Rentals and Leases	162,000	161,250	170,438
Investment Income	85,000	93,080	85,058
Amortization of Deferred Capital Revenue	436,918	440,888	429,756
Total Revenue	8,248,370	7,603,890	7,860,402
Expenses			
Instruction	5,469,629	3,523,641	4,165,497
District Administration	1,028,699	840,651	710,990
Operations and Maintenance	1,912,070	1,858,963	1,577,393
Transportation and Housing	684,685	489,882	774,293
Total Expense	9,095,083	6,713,137	7,228,173
Surplus (Deficit) for the year	(846,713)	890,753	632,229
Accumulated Surplus (Deficit) from Operations, beginning of year		12,167,678	11,535,449
Accumulated Surplus (Deficit) from Operations, end of year		13,058,431	12,167,678

School District No. 87 (Stikine)

Statement 4

Statement of Changes in Net Debt

Year Ended June 30, 2022

	2022 Budget	2022 Actual	2021 Actual (Restated)
	\$	\$	\$
Surplus (Deficit) for the year	<u>(846,713)</u>	<u>890,753</u>	<u>632,229</u>
Effect of change in Tangible Capital Assets			
Acquisition of Tangible Capital Assets	(1,607,159)	(857,194)	(1,396,329)
Amortization of Tangible Capital Assets	615,615	642,263	556,942
Total Effect of change in Tangible Capital Assets	<u>(991,544)</u>	<u>(214,931)</u>	<u>(839,387)</u>
Acquisition of Prepaid Expenses		(4,659)	(121,483)
Total Effect of change in Other Non-Financial Assets	<u>-</u>	<u>(4,659)</u>	<u>(121,483)</u>
(Increase) Decrease in Net Debt, before Net Remeasurement Gains (Losses)	<u>(1,838,257)</u>	<u>671,163</u>	<u>(328,641)</u>
Net Remeasurement Gains (Losses)			
(Increase) Decrease in Net Debt		<u>671,163</u>	<u>(328,641)</u>
Net Debt, beginning of year		<u>29,221</u>	<u>357,862</u>
Net Debt, end of year		<u><u>700,384</u></u>	<u><u>29,221</u></u>

School District No. 87 (Stikine)

Statement 5

Statement of Cash Flows
Year Ended June 30, 2022

	2022 Actual	2021 Actual (Restated)
	\$	\$
Operating Transactions		
Surplus (Deficit) for the year	890,753	632,229
Changes in Non-Cash Working Capital		
Decrease (Increase)		
Accounts Receivable	511,466	(219,861)
Prepaid Expenses	(4,659)	(121,483)
Increase (Decrease)		
Accounts Payable and Accrued Liabilities	622,007	112,069
Unearned Revenue	2,500	
Deferred Revenue	484,596	366,713
Employee Future Benefits	1,217	1,122
Amortization of Tangible Capital Assets	642,263	556,942
Amortization of Deferred Capital Revenue	(440,888)	(429,756)
Total Operating Transactions	<u>2,709,255</u>	<u>897,975</u>
Capital Transactions		
Tangible Capital Assets Purchased	(857,194)	(1,396,329)
Total Capital Transactions	<u>(857,194)</u>	<u>(1,396,329)</u>
Financing Transactions		
Capital Revenue Received	1,228,511	734,750
Total Financing Transactions	<u>1,228,511</u>	<u>734,750</u>
Net Increase (Decrease) in Cash and Cash Equivalents	<u>3,080,572</u>	<u>236,396</u>
Cash and Cash Equivalents, beginning of year	<u>8,407,744</u>	<u>8,171,348</u>
Cash and Cash Equivalents, end of year	<u>11,488,316</u>	<u>8,407,744</u>
Cash and Cash Equivalents, end of year, is made up of:		
Cash	11,488,316	8,407,744
	<u>11,488,316</u>	<u>8,407,744</u>

**SCHOOL DISTRICT No. 87 (STIKINE)
NOTES TO FINANCIAL STATEMENTS
YEAR ENDED JUNE 30, 2022**

NOTE 1 AUTHORITY AND PURPOSE

The School District, established on January 1, 1966, operates under authority of the *School Act* of British Columbia as a corporation under the name of "The Board of Education of School District No. 87 (Stikine)", and operates as "School District No. 87 (Stikine)." A board of education ("Board") elected for a four-year term governs the School District. The School District provides educational programs to students enrolled in schools in the district and is principally funded by the Province of British Columbia through the Ministry of Education. School District No. 87 (Stikine) is exempt from federal and provincial corporate income taxes.

The COVID-19 outbreak was declared a pandemic by the World Health Organization in March 2020 and has had a significant financial, market and social dislocating impact worldwide. Under direction of the Provincial Health Officer, all schools suspended in-class instruction in March 2020 and the District remained open to continue to support students and families in a variety of ways. Parents were given the choice to send their children back to school on a gradual and part-time basis beginning June 1, 2020 and full-time beginning Sept 1, 2020 with new health and safety guidelines. The ongoing impact of the pandemic presents uncertainty over future cash flows, may have a significant impact on future operations including decreases in revenue, impairment of receivables, reduction in investment income and delays in completing capital project work. As the situation is dynamic and the ultimate duration and magnitude of the impact are not known, an estimate of the future financial effect on the District is not practicable at this time.

NOTE 2 SUMMARY OF SIGNIFICANT ACCOUNTING POLICIES

a) Basis of Accounting

These financial statements have been prepared in accordance with Section 23.1 of the *Budget Transparency and Accountability Act of the Province of British Columbia*. This Section requires that the financial statements be prepared in accordance with Canadian public sector accounting standards except in regard to the accounting for government transfers as set out in Notes 2(e) and 2(l).

In November 2011, Treasury Board provided a directive through Restricted Contributions Regulation 198/2011 providing direction for the reporting of restricted contributions whether they are received or receivable by the School District before or after this regulation was in effect.

As noted in Notes 2(e) and 2(l), Section 23.1 of the *Budget Transparency and Accountability Act* and its related regulations require the School District to recognize government transfers for the acquisition of capital assets into revenue on the same basis as the related amortization expense. As these transfers do not contain stipulations that create a liability, Canadian public sector accounting standards would require that:

SCHOOL DISTRICT No. 87 (STIKINE)
NOTES TO FINANCIAL STATEMENTS
YEAR ENDED JUNE 30, 2022

NOTE 2 SUMMARY OF SIGNIFICANT ACCOUNTING POLICIES *(Continued)*

a) Basis of Accounting *(cont'd)*

- government transfers, which do not contain a stipulation that creates a liability, be recognized as revenue by the recipient when approved by the transferor and the eligibility criteria have been met in accordance with public sector accounting standard PS3410; and
- externally restricted contributions be recognized as revenue in the period in which the resources are used for the purpose or purposes specified in accordance with public sector accounting standard PS3100.

The impact of this difference on the financial statements of the School District is as follows:

- i. Year-ended June 30, 2021 – increase/(decrease) in annual surplus by \$193,700 *(restated)*
- ii. June 30, 2021 – increase in accumulated surplus and decrease in deferred contributions by \$7,478,535 *(restated)*
- iii. Year-ended June 30, 2022 – increase/(decrease) in annual surplus by \$138,509
- iv. June 30, 2022 – increase in accumulated surplus and decrease in deferred contributions by \$7,617,044

b) Cash and Cash Equivalents

Cash and cash equivalents include cash and highly liquid securities that are readily convertible to known amounts of cash and that are subject to an insignificant risk of change in value. These cash equivalents generally have a maturity of three months or less at acquisition and are held for the purpose of meeting short-term cash commitments rather than for investing.

c) Accounts Receivable

Accounts receivable are measured at amortized cost and shown net of allowance for doubtful accounts.

d) Unearned Revenue

Unearned revenue includes rental fees received for tenancy in future periods. Revenue will be recognized in that future period for which rented space is provided.

e) Deferred Revenue and Deferred Capital Revenue

Deferred revenue includes contributions received with stipulations that meet the description of restricted contributions in the Restricted Contributions Regulation 198/2011 issued by Treasury Board. When restrictions are met, deferred revenue is recognized as revenue in the fiscal year in

**SCHOOL DISTRICT No. 87 (STIKINE)
NOTES TO FINANCIAL STATEMENTS
YEAR ENDED JUNE 30, 2022**

NOTE 2 SUMMARY OF SIGNIFICANT ACCOUNTING POLICIES (Continued)

e) Deferred Revenue and Deferred Capital Revenue (*cont'd*)

a manner consistent with the circumstances and evidence used to support the initial recognition of the contributions received as a liability as detailed in Note 2 (l).

Funding received for the acquisition of depreciable tangible capital assets is recorded as deferred capital revenue and amortized over the life of the asset acquired as revenue in the statement of operations. This accounting treatment is not consistent with the requirements of Canadian public sector accounting standards which require that government transfers be recognized as revenue when approved by the transferor and eligibility criteria have been met unless the transfer contains a stipulation that creates a liability in which case the transfer is recognized as revenue over the period that the liability is extinguished. See Note 2 (a) for the impact of this policy on these financial statements.

f) Employee Future Benefits

The School District provides certain post-employment benefits including vested and non-vested benefits for certain employees pursuant to certain contracts and union agreements. The School District accrues its obligations and related costs including both vested and non-vested benefits under employee future benefit plans. Benefits include vested sick leave, accumulating non-vested sick leave, early retirement, retirement/severance, vacation, overtime and death benefits. The benefits cost is actuarially determined using the projected unit credit method pro-rated on service and using management's best estimate of expected salary escalation, termination rates, retirement rates and mortality. The discount rate used to measure obligations is based on the cost of borrowing. The cumulative unrecognized actuarial gains and losses are amortized over the expected average remaining service lifetime of active employees covered under the plan.

The most recent valuation of the obligation was performed at March 31, 2022 and projected to March 31, 2025. The next valuation will be performed at March 31, 2025 for use at June 30, 2025. For the purposes of determining the financial position of the plans and the employee future benefit costs, a measurement date of March 31 was adopted for all periods subsequent to July 1, 2004.

The School district and its employees make contributions to the Teachers' Pension Plan and Municipal Pension Plan. The plans are multi-employer plans where assets and obligations are not separated. The costs are expensed as incurred.

g) Asset Retirement Obligations

A liability is recognized when, as at the financial reporting date:

- (a) there is a legal obligation to incur retirement costs in relation to a tangible capital asset;

SCHOOL DISTRICT No. 87 (STIKINE)
NOTES TO FINANCIAL STATEMENTS
YEAR ENDED JUNE 30, 2022

NOTE 2 SUMMARY OF SIGNIFICANT ACCOUNTING POLICIES *(Continued)*

g) Asset Retirement Obligations *(cont'd)*

- (b) the past transaction or event giving rise to the liability has occurred;
- (c) it is expected that future economic benefits will be given up; and
- (d) a reasonable estimate of the amount can be made.

Liabilities are recognized for statutory, contractual or legal obligations associated with the retirement of tangible capital assets when those obligations result from the acquisition, construction, development or normal operation of the assets. The obligations are measured initially at fair value, determined using present value methodology, and the resulting costs capitalized into the carrying amount of the related tangible capital asset. In subsequent periods, the liability is adjusted for accretion and any changes in the amount or timing of the underlying future cash flows. The capitalized asset retirement cost is amortized on the same basis as the related asset and accretion expense is included in the Statement of Operations.

h) Tangible Capital Assets

The following criteria apply:

- Tangible capital assets acquired or constructed are recorded at cost which includes amounts that are directly related to the acquisition, design, construction, development, improvement or betterment of the assets. Cost also includes overhead directly attributable to construction as well as interest costs that are directly attributable to the acquisition or construction of the asset.
- Donated tangible capital assets are recorded at their fair market value on the date of donation, except in circumstances where fair value cannot be reasonably determined, which are then recognized at nominal value. Transfers of capital assets from related parties are recorded at carrying value.
- Work-in-progress is recorded as an acquisition to the applicable asset class at substantial completion.
- Tangible capital assets are written down to residual value when conditions indicate they no longer contribute to the ability of the School District to provide services or when the value of future economic benefits associated with the sites and buildings are less than their net book value. The write-downs are accounted for as expenses in the Statement of Operations.
- Buildings that are demolished or destroyed are written-off.
- Works of art, historic assets and other intangible assets are not recorded as assets in these financial statements.
- The cost, less residual value, of tangible capital assets (excluding sites), is amortized on a straight-line basis over the estimated useful life of the asset. It is management's responsibility to determine the appropriate useful lives for tangible capital assets. These useful lives are reviewed on a regular basis or if significant events initiate the need to revise. Estimated useful life is as follows:

**SCHOOL DISTRICT No. 87 (STIKINE)
NOTES TO FINANCIAL STATEMENTS
YEAR ENDED JUNE 30, 2022**

NOTE 2 SUMMARY OF SIGNIFICANT ACCOUNTING POLICIES (Continued)

h) Tangible Capital Assets (*cont'd*)

Buildings	40 years
Furniture & Equipment	10 years
Vehicles	10 years
Computer Hardware	5 years

i) Operating Leases

Operating lease payments are charged to expenses as incurred.

j) Prepaid Expenses

Computer software maintenance costs and professional membership fees are included as a prepaid expense and stated at acquisition cost and are charged to expense over the periods expected to benefit from it.

k) Funds and Reserves

Certain amounts, as approved by the Board are set aside in accumulated surplus for future operating and capital purposes. Transfers to and from funds and reserves are an adjustment to the respective fund when approved (see Note 11 – Interfund Transfers and Note 16 – Internally Restricted Surplus).

l) Revenue Recognition

Revenues are recorded on an accrual basis in the period in which the transactions or events occurred that gave rise to the revenues, the amounts are considered to be collectible and can be reasonably estimated.

Contributions received or where eligibility criteria have been met are recognized as revenue except where the contribution meets the criteria for deferral as described below. Eligibility criteria are the criteria that the School District has to meet in order to receive the contributions including authorization by the transferring government.

For contributions subject to a legislative or contractual stipulation or restriction as to their use, revenue is recognized as follows:

- Non-capital contributions for specific purposes are recorded as deferred revenue and recognized as revenue in the year related expenses are incurred,
- Contributions restricted for site acquisitions are recorded as revenue when the sites are purchased, and

SCHOOL DISTRICT No. 87 (STIKINE)
NOTES TO FINANCIAL STATEMENTS
YEAR ENDED JUNE 30, 2022

NOTE 2 SUMMARY OF SIGNIFICANT ACCOUNTING POLICIES *(Continued)*

l) Revenue Recognition *(cont'd)*

- Contributions restricted for tangible capital assets acquisitions other than sites are recorded as deferred capital revenue and amortized over the useful life of the related assets.

Donated tangible capital assets other than sites are recorded at fair market value and amortized over the useful life of the assets. Donated sites are recorded as revenue at fair market value when received or receivable

The accounting treatment for restricted contributions is not consistent with the requirements of Canadian public sector accounting standards which require that government transfers be recognized as revenue when approved by the transferor and eligibility criteria have been met unless the transfer contains a stipulation that meets the criteria for liability recognition in which case the transfer is recognized as revenue over the period that the liability is extinguished. See Note 2(a) for the impact of this policy on these financial statements.

Revenue related to fees or services received in advance of the fee being earned or the service is performed is deferred and recognized when the fee is earned or service performed.

Investment income is reported in the period earned. When required by the funding party or related Act, investment income earned on deferred revenue is added to the deferred revenue balance.

m) Expenditures

Expenses are reported on an accrual basis. The cost of all goods consumed and services received during the year is expensed.

Categories of Salaries

- Principals and Vice-Principals employed under an administrative officer contract are categorized as Principals and Vice-Principals.
- Superintendents, Assistant Superintendents, Secretary-Treasurers, Trustees and other employees excluded from union contracts are categorized as Other Professionals.

Allocation of Costs

- Operating expenses are reported by function, program, and object. Whenever possible, expenditures are determined by actual identification. Additional costs pertaining to specific instructional programs, such as special and aboriginal education, are allocated to these programs. All other costs are allocated to related programs.
- Actual salaries of personnel assigned to two or more functions or programs are allocated based on the time spent in each function and program. School-based clerical salaries are

**SCHOOL DISTRICT No. 87 (STIKINE)
NOTES TO FINANCIAL STATEMENTS
YEAR ENDED JUNE 30, 2022**

NOTE 2 SUMMARY OF SIGNIFICANT ACCOUNTING POLICIES (Continued)

m) Expenditures (*cont'd*)

- allocated to school administration and partially to other programs to which they may be assigned. Principals and Vice-Principals salaries are allocated to school administration and may be partially allocated to other programs to recognize their other responsibilities.
- Employee benefits and allowances are allocated to the same programs, and in the same proportions, as the individual's salary.
- Supplies and services are allocated based on actual program identification.

n) Financial Instruments

A contract establishing a financial instrument creates, at its inception, rights and obligations to receive or deliver economic benefits. The financial assets and financial liabilities portray these rights and obligations in the financial statements. The School District recognizes a financial instrument when it becomes a party to a financial instrument contract.

Financial instruments consist of cash and cash equivalents, accounts receivable, portfolio investments, bank overdraft, accounts payable and accrued liabilities, long term debt and other liabilities.

Except for portfolio investments in equity instruments quoted in an active market that are recorded at fair value, all financial assets and liabilities are recorded at cost or amortized cost and the associated transaction costs are added to the carrying value of these investments upon initial recognition. Transaction costs are incremental costs directly attributable to the acquisition or issue of a financial asset or a financial liability.

Unrealized gains and losses from changes in the fair value of financial instruments are recognized in the statement of remeasurement gains and losses. Upon settlement, the cumulative gain or loss is reclassified from the statement of remeasurement gains and losses and recognized in the statement of operations. Interest and dividends attributable to financial instruments are reported in the statement of operations.

All financial assets except derivatives are tested annually for impairment. When financial assets are impaired, impairment losses are recorded in the statement of operations. A write-down of a portfolio investment to reflect a loss in value is not reversed for a subsequent increase in value.

For financial instruments measured using amortized cost, the effective interest rate method is used to determine interest revenue or expense.

**SCHOOL DISTRICT No. 87 (STIKINE)
NOTES TO FINANCIAL STATEMENTS
YEAR ENDED JUNE 30, 2022**

NOTE 2 SUMMARY OF SIGNIFICANT ACCOUNTING POLICIES *(Continued)*

o) Measurement Uncertainty

Preparation of financial statements in accordance with the basis of accounting described in Note 2 (a) requires management to make estimates and assumptions that impact reported amounts of assets and liabilities at the date of the financial statements and revenues and expenses during the reporting periods. Significant areas requiring the use of management estimates relate to the potential impairment of assets, liabilities for contaminated sites, rates for amortization and estimated employee future benefits. Actual results could differ from those estimates.

p) Future Changes in Accounting Policies

PS 3280 Asset Retirement Obligations issued August 2018 establishes standards for recognition, measurement, presentation and disclosure of legal obligations associated with the retirement of tangible capital assets and is effective July 1, 2022. A liability will be recognized when, as at the financial reporting date:

- (a) there is a legal obligation to incur retirement costs in relation to a tangible capital asset;
- (b) the past transaction or event giving rise to the liability has occurred;
- (c) it is expected that future economic benefits will be given up; and
- (d) a reasonable estimate of the amount can be made.

Liabilities are recognized for statutory, contractual or legal obligations associated with the retirement of tangible capital assets when those obligations result from the acquisition, construction, development or normal operation of the assets. The obligations are measured initially at fair value, determined using present value methodology, and the resulting costs capitalized into the carrying amount of the related tangible capital asset. In subsequent periods, the liability is adjusted for accretion and any changes in the amount or timing of the underlying future cash flows. The capitalized asset retirement cost is amortized on the same basis as the related asset and accretion expense is included in the Statement of Operations.

A modified retroactive application has been recommended by Government. Management is in the process of assessing the impact of adopting this standard on the School District's financial results.

PS 3400 Revenue issued November 2018 establishes standards on how to account for and report on revenue and is effective July 1, 2023. Specifically, it differentiates between revenue arising from transactions that include performance obligations, referred to as "exchange transactions", and transactions that do not have performance obligations, referred to as "non-exchange transactions".

**SCHOOL DISTRICT No. 87 (STIKINE)
NOTES TO FINANCIAL STATEMENTS
YEAR ENDED JUNE 30, 2022**

NOTE 2 SUMMARY OF SIGNIFICANT ACCOUNTING POLICIES (Continued)

p) Future Changes in Accounting Policies (cont'd)

Revenue from transactions with performance obligations should be recognized when (or as) the school district satisfies a performance obligation by providing the promised goods or services to a payor.

Revenue from transactions with no performance obligations should be recognized when a school district:

- (a) has the authority to claim or retain an inflow of economic resources; and
- (b) identifies a past transaction or event that gives rise to an asset.

This standard may be applied retroactively or prospectively. Management is in the process of assessing the impact of adopting this standard on the School District's financial results.

NOTE 3 ACCOUNTS RECEIVABLE – OTHER

	2022	2021
Due from Stikine Teachers Association	44,228	\$ 57,900
Other	365,999	254,934
	\$ 410,227	\$ 312,834

NOTE 4 ACCOUNTS PAYABLE AND ACCRUED LIABILITIES – OTHER

	2022	2021
Trade payables	\$ 257,516	\$ 206,299
Salaries and benefits payable	281,090	254,777
Accrued vacation pay	53,820	80,591
Other	714,860	143,612
	\$ 1,307,286	\$ 685,279

NOTE 5 UNEARNED REVENUE

	2022	2021
Balance, beginning of year	\$ 0	\$ 0
Changes for the year:		
Increase:		
Rental/Lease of facilities	2,500	0
	\$ 2,500	\$ 0
Decrease:		
Rental/Lease of facilities	0	0
Net changes for the year	2,500	0
Balance, end of year	\$ 2,500	\$ 0

**SCHOOL DISTRICT No. 87 (STIKINE)
NOTES TO FINANCIAL STATEMENTS
YEAR ENDED JUNE 30, 2022**

NOTE 6 DEFERRED REVENUE

Deferred revenue includes unspent grants and contributions received that meet the description of a restricted contribution in the Restricted Contributions Regulation 198/2011 issued by Treasury Board, i.e., the stipulations associated with those grants and contributions have not yet been fulfilled. Detailed information about the changes in deferred revenue is included in Schedule 3A.

NOTE 7 DEFERRED CAPITAL REVENUE

Deferred capital revenue includes grants and contributions received that are restricted by the contributor for the acquisition of tangible capital assets that meet the description of a restricted contribution in the Restricted Contributions Regulation 198/2011 issued by Treasury Board. Once spent, the contributions are amortized into revenue over the life of the asset acquired. Detailed information about the changes in deferred capital revenue is included in Schedules 4C and 4D.

NOTE 8 EMPLOYEE FUTURE BENEFITS

Benefits include vested sick leave, accumulating non-vested sick leave, early retirement, retirement/severance, vacation, overtime and death benefits. Funding is provided when the benefits are paid and accordingly, there are no plan assets. Although no plan assets are uniquely identified, the School District has provided for the payment of these benefits.

	2022	2021
Reconciliation of Accrued Benefit Obligation		
Accrued Benefit Obligation – April 1	\$ 11,995	\$ 10,948
Service Cost	1,968	1,985
Interest Cost	337	280
Benefit Payments	(875)	(872)
Actuarial (Gain) Loss	(7,271)	(346)
Accrued Benefit Obligation – March 31	\$ 6,154	\$ 11,995
Reconciliation of Funded Status at End of Fiscal Year		
Accrued Benefit Obligation – March 31	\$ 6,154	\$ 11,995
Market Value of Plan Assets – March 31	0	0
Funded Status – Surplus (Deficit)	(6,154)	(11,995)
Benefits Expense After Measurement Date	(679)	(576)
Unamortized Net Actuarial (Gain) Loss	(10,052)	(3,097)
Accrued Benefit Asset (Liability) – June 30	\$ (16,885)	\$ (15,668)

**SCHOOL DISTRICT No. 87 (STIKINE)
NOTES TO FINANCIAL STATEMENTS
YEAR ENDED JUNE 30, 2022**

NOTE 8 EMPLOYEE FUTURE BENEFITS (Continued)

	2022	2021
Reconciliation of Change in Accrued Benefit Liability		
Accrued Benefit Liability – July 1	\$ 15,668	\$ 14,546
Net expense for Fiscal Year	2,092	1,993
Employer Contributions	(875)	(872)
Accrued Benefit Liability – June 30	<u>\$ 16,885</u>	<u>\$ 15,668</u>
Components of Net Benefit Expense		
Service Cost	\$ 2,086	\$ 1,981
Interest Cost	322	294
Amortization of Net Actuarial (Gain)/Loss	(316)	(282)
Net Benefit Expense (Income)	<u>\$ 2,092</u>	<u>\$ 1,993</u>

The significant actuarial assumptions adopted for measuring the School District's accrued benefit obligations are:

Discount Rate – April 1	2.50%	2.25%
Discount Rate – March 31	3.25%	2.50%
Long Term Salary Growth – April 1	2.50% + seniority	2.50% + seniority
Long Term Salary Growth – March 31	2.50% + seniority	2.50% + seniority
EARSL – March 31	9.7	10.2

NOTE 9 TANGIBLE CAPITAL ASSETS

Net Book Value:

	Net Book Value 2022	Net Book Value 2021
Sites	\$ 1,772,818	\$ 1,772,818
Buildings	9,429,457	9,290,425
Furniture & Equipment	336,469	311,623
Vehicles	169,771	150,186
Computer Hardware	487,754	456,286
Total	<u>\$12,169,269</u>	<u>\$11,981,338</u>

June 30, 2022

	Opening Cost	Additions	Disposals	Total 2022
Sites	\$ 1,772,818	\$ 0	\$ 0	\$ 1,772,818
Buildings	26,617,739	579,397	0	27,197,136
Furniture & Equipment	432,092	71,637	0	503,729
Vehicles	282,903	50,395	0	333,298
Computer Hardware	543,604	155,765	0	699,369
Total	<u>\$ 29,649,156</u>	<u>\$ 857,194</u>	<u>\$ 0</u>	<u>\$ 30,506,350</u>

**SCHOOL DISTRICT No. 87 (STIKINE)
NOTES TO FINANCIAL STATEMENTS
YEAR ENDED JUNE 30, 2022**

NOTE 9 TANGIBLE CAPITAL ASSETS (Continued)

June 30, 2022

	Opening Accumulated Amortization	Additions	Disposals	Total 2022
Sites	\$ 0	\$ 0	\$ 0	\$ 0
Buildings	17,327,314	440,365	0	17,767,679
Furniture & Equipment	120,469	46,791	0	167,260
Vehicles	132,717	30,810	0	163,527
Computer Hardware	87,318	124,297	0	211,615
Total	\$ 17,667,818	\$ 642,263	\$ 0	\$ 18,310,081

June 30, 2021

	Opening Cost	Additions	Disposals	Total 2021
Sites	\$ 1,772,718	\$ 0	\$ 0	\$ 1,772,818
Buildings	25,782,989	834,750	0	26,617,739
Furniture & Equipment	404,239	27,853	0	432,092
Vehicles	237,850	45,053	0	282,903
Computer Hardware	54,931	488,673	0	543,604
Total	\$ 28,252,827	\$ 1,396,329	\$ 0	\$ 29,649,156

June 30, 2021

	Opening Accumulated Amortization	Additions	Disposals	Total 2021
Sites	\$ 0	\$ 0	\$ 0	\$ 0
Buildings	16,687,044	640,270	0	17,327,314
Furniture & Equipment	58,442	62,027	0	120,469
Vehicles	94,791	37,926	0	132,717
Computer Hardware	21,971	65,347	0	87,318
Total	\$16,862,248	\$ 805,570	\$ 0	\$17,667,818

NOTE 10 EMPLOYEE PENSION PLANS

The School District and its employees contribute to the Teachers' Pension Plan and Municipal Pension Plan (jointly trustee pension plans). The boards of trustees for these plans, representing plan members and employers, are responsible for administering the pension plans, including investing assets and administering benefits. The plans are multi-employer defined benefit pension plans. Basic pension benefits are based on a formula. As at December 31, 2021, the Teachers' Pension Plan has about 50,000 active members and approximately 40,000 retired members. As of December 31, 2021, the Municipal Pension Plan has about 227,000 active members, including approximately 29,000 from school districts.

**SCHOOL DISTRICT No. 87 (STIKINE)
NOTES TO FINANCIAL STATEMENTS
YEAR ENDED JUNE 30, 2022**

NOTE 10 EMPLOYEE PENSION PLANS *(Continued)*

Every three years, an actuarial valuation is performed to assess the financial position of the plans and adequacy of plan funding. The actuary determines an appropriate combined employer and member contribution rate to fund the plans. The actuary's calculated contribution rate is based on the entry-age normal cost method, which produces the long-term rate of member and employer contributions sufficient to provide benefits for average future entrants to the plans. This rate may be adjusted for the amortization of any actuarial funding surplus and will be adjusted for the amortization of any unfunded actuarial liability.

The most recent actuarial valuation of the Teachers' Pension Plan as at December 31, 2020, indicated a \$1,584 million surplus for basic pension benefits on a going concern basis.

The most recent actuarial valuation for the Municipal Pension Plan as at December 31, 2018, indicated a \$2,866 million funding surplus for basic pension benefits on a going concern basis.

The school district paid \$324,881 for employer contributions to the plans for the year ended June 30, 2022 (2021: \$347,446).

The next valuation for the Teachers' Pension Plan will be as at December 31, 2023. The next valuation for the Municipal Pension Plan will be as at December 31, 2021, with results available in 2022.

Employers participating in the plans record their pension expense as the amount of employer contributions made during the fiscal year (defined contribution pension plan accounting). This is because the plans record accrued liabilities and accrued assets for each plan in aggregate, resulting in no consistent and reliable basis for allocating the obligation, assets and cost to individual employers participating in the plans.

NOTE 11 INTERFUND TRANSFERS

Interfund transfers between the operating, special purpose and capital funds for the year ended June 30, 2021, were as follows:

- Transfer to the Capital Fund from the Special Purposes Fund for capital asset purchases of \$5,209.
- Transfer to the Capital Fund from the Operating Fund for capital asset purchases of \$272,588.

**SCHOOL DISTRICT No. 87 (STIKINE)
NOTES TO FINANCIAL STATEMENTS
YEAR ENDED JUNE 30, 2022**

NOTE 12 RELATED PARTY TRANSACTIONS

The School District is related through common ownership to all Province of British Columbia ministries, agencies, school districts, health authorities, colleges, universities, and crown corporations. Transactions with these entities, unless disclosed separately, are considered to be in the normal course of operations and are recorded at the exchange amount.

NOTE 13 CONTRACTUAL OBLIGATIONS

The School District has entered into a number of multiple-year contracts for the delivery of services and the construction of tangible capital assets. These contractual obligations will become liabilities in the future when the terms of the contracts are met. Disclosure relates to the unperformed portion of the contracts.

<u>Contractual obligations</u>	<u>2023</u>	<u>2024</u>	<u>2025</u>	<u>2026</u>	<u>Thereafter</u>
Propane Contract	\$ 217,665	\$ 217,665	\$ 217,665	\$	\$
Busing Contracts	453,112	453,112	228,112	228,112	228,112
	<u>\$ 670,777</u>	<u>\$ 670,777</u>	<u>\$ 445,777</u>	<u>\$ 228,112</u>	<u>\$ 228,112</u>

NOTE 14 BUDGET FIGURES

Budget figures included in the financial statements were approved by the Board through the adoption of an amended annual budget on February 3, 2022.

NOTE 15 EXPENSE BY OBJECT

	<u>2022</u>	<u>2021 (restated)</u>
Salaries and benefits	\$ 4,037,356	\$ 4,473,099
Services and supplies	2,033,518	2,198,132
Amortization	642,263	556,942
	<u>\$ 6,713,137</u>	<u>\$ 7,228,173</u>

**SCHOOL DISTRICT No. 87 (STIKINE)
NOTES TO FINANCIAL STATEMENTS
YEAR ENDED JUNE 30, 2022**

NOTE 16 INTERNALLY RESTRICTED SURPLUS – OPERATING FUND

Internally Restricted (appropriated) by Board for:	
Indigenous Education Targeted Funding	\$ 127,120
School Surpluses	430,000
White Fleet Renewal/Replacement	52,000
Housing Improvements	500,000
IP Phone/PA/FOB/Video Surveillance Upgrade	800,000
Curriculum Supplies and Resources	100,000
	96,397
Subtotal Internally Restricted	<u>\$ 2,105,517</u>
Unrestricted Operating Surplus (Deficit)	<u>2,857,882</u>
Total Available for Future Operations	<u>\$ 4,963,399</u>

NOTE 17 ECONOMIC DEPENDENCE

The operations of the School District are dependent on continued funding from the Ministry of Education and various governmental agencies to carry out its programs. These financial statements have been prepared on a going concern basis.

NOTE 18 PRIOR PERIOD ADJUSTMENT

On May 28, 2021, the Office of the Comptroller General directed all school districts to apply the half-year rule method of amortization beginning in the fiscal year an asset is placed into service. This directive applies to both past and future purchases. Prior to this directive, the district did not recognize amortization in the first partial service year. The School District has made a retroactive adjustment to recognize amortization of all assets and deferred capital contributions beginning in the first service year. The impact of the prior period adjustment on the June 30, 2021 comparative amounts is as follows:

	<u>Increase (Decrease)</u>
Tangible Capital Assets	\$(308,304)
Deferred Capital Revenue	(218,457)
Accumulated Surplus (Deficit)	(89,847)
Amortization of Deferred Capital Revenue	7,163
Operations & Maintenance Expense – Asset amortization	59,676
Accumulated Surplus – beginning of the year July 1, 2020	(37,334)

SCHOOL DISTRICT No. 87 (STIKINE)
NOTES TO FINANCIAL STATEMENTS
YEAR ENDED JUNE 30, 2022

NOTE 19 RISK MANAGEMENT

The School District has exposure to the following risks from its use of financial instruments: credit risk, market risk and liquidity risk.

The Board ensures that the School District has identified its risks and ensures that management monitors and controls them.

a) Credit risk:

Credit risk is the risk of financial loss to an institution if a customer or counterparty to a financial instrument fails to meet its contractual obligations. Such risks arise principally from certain financial assets held consisting of cash, amounts receivable and investments.

The School District is exposed to credit risk in the event of non-performance by a debtor. This risk is mitigated as most amounts receivable are due from the Province and are collectible.

It is management's opinion that the School District is not exposed to significant credit risk associated with its cash deposits and investments.

b) Market risk:

Market risk is the risk that the fair value or future cash flows of a financial instrument will fluctuate because of changes in market prices. Market risk is comprised of currency risk and interest rate risk.

Currency risk is the risk that the fair value or future cash flows of a financial instrument will fluctuate because of changes in the foreign exchange rates. It is management's opinion that the School District is not exposed to significant currency risk, as amounts held, and purchases made in foreign currency are insignificant.

Interest rate risk is the risk that the fair value or future cash flows of a financial instrument will fluctuate because of changes in the market interest rates. The School District is exposed to interest rate risk through its investments. It is management's opinion that the School District is not exposed to significant interest rate risk.

c) Liquidity risk

Liquidity risk is the risk that the School District will not be able to meet its financial obligations as they become due.

The School District manages liquidity risk by continually monitoring actual and forecasted cash flows from operations and anticipated investing activities to ensure, as far as possible, that it will always have sufficient liquidity to meet its liabilities when due, under both normal and stressed conditions, without incurring unacceptable losses or risking damage to the School District's reputation.

SCHOOL DISTRICT No. 87 (STIKINE)
NOTES TO FINANCIAL STATEMENTS
YEAR ENDED JUNE 30, 2022

NOTE 19 RISK MANAGEMENT *(Continued)*

Risk Management and insurance services for all School Districts in British Columbia are provided by the Risk Management Branch of the Ministry of Finance. There have been no changes to risk exposure from 2020 related to credit, market or liquidity risks.

School District No. 87 (Stikine)

Schedule 1 (Unaudited)

Schedule of Changes in Accumulated Surplus (Deficit) by Fund
Year Ended June 30, 2022

	Operating Fund	Special Purpose Fund	Capital Fund	2022 Actual	2021 Actual (Restated)
	\$	\$	\$	\$	\$
Accumulated Surplus (Deficit), beginning of year	4,191,547		7,976,131	12,167,678	11,572,783
Prior Period Adjustments					(37,334)
Accumulated Surplus (Deficit), beginning of year, as restated	4,191,547	-	7,976,131	12,167,678	11,535,449
Changes for the year					
Surplus (Deficit) for the year	1,044,440	5,209	(158,896)	890,753	632,229
Interfund Transfers	(272,588)	(5,209)	277,797	-	
Tangible Capital Assets Purchased	771,852	-	118,901	890,753	632,229
Net Changes for the year	4,963,399	-	8,095,032	13,058,431	12,167,678
Accumulated Surplus (Deficit), end of year - Statement 2					

School District No. 87 (Stikine)

Schedule 2 (Unaudited)

Schedule of Operating Operations

Year Ended June 30, 2022

	2022 Budget	2022 Actual	2021 Actual (Restated)
	\$	\$	\$
Revenues			
Provincial Grants			
Ministry of Education and Child Care	5,707,292	5,709,829	5,293,929
Federal Grants	12,820	25,640	
Other Revenue	347,782	346,782	773,021
Rentals and Leases	162,000	161,250	170,438
Investment Income	60,000	50,601	60,253
Total Revenue	6,289,894	6,294,102	6,297,641
Expenses			
Instruction	4,168,733	2,782,761	3,292,800
District Administration	1,028,699	840,651	710,990
Operations and Maintenance	1,291,284	1,145,226	1,015,926
Transportation and Housing	622,040	481,024	711,314
Total Expense	7,110,756	5,249,662	5,731,030
Operating Surplus (Deficit) for the year	(820,862)	1,044,440	566,611
Budgeted Appropriation (Retirement) of Surplus (Deficit)	820,862		
Net Transfers (to) from other funds			
Tangible Capital Assets Purchased		(272,588)	(320,674)
Total Net Transfers	-	(272,588)	(320,674)
Total Operating Surplus (Deficit), for the year	-	771,852	245,937
Operating Surplus (Deficit), beginning of year		4,191,547	3,945,610
Operating Surplus (Deficit), end of year		4,963,399	4,191,547
Operating Surplus (Deficit), end of year			
Internally Restricted		2,105,517	1,781,357
Unrestricted		2,857,882	2,410,190
Total Operating Surplus (Deficit), end of year		4,963,399	4,191,547

School District No. 87 (Stikine)

Schedule 2A (Unaudited)

Schedule of Operating Revenue by Source

Year Ended June 30, 2022

	2022 Budget	2022 Actual	2021 Actual (Restated)
	\$	\$	\$
Provincial Grants - Ministry of Education and Child Care			
Operating Grant, Ministry of Education and Child Care	5,861,254	5,861,254	5,778,730
ISC/LEA Recovery	(346,782)	(346,782)	(760,891)
Other Ministry of Education and Child Care Grants			
Pay Equity	124,935	124,935	124,935
Student Transportation Fund	51,181	51,181	51,181
Support Staff Benefits Grant		2,537	2,520
Teachers' Labour Settlement Funding			82,179
Early Career Mentorship Funding			10,000
FSA Scorer Grant	4,094	4,094	4,094
Early Learning Framework	1,181	1,181	1,181
Equity in Action	5,000	5,000	
Anti-Racism in Early Care and Learning	6,429	6,429	
Total Provincial Grants - Ministry of Education and Child Care	<u>5,707,292</u>	<u>5,709,829</u>	<u>5,293,929</u>
Federal Grants	<u>12,820</u>	<u>25,640</u>	
Other Revenues			
Funding from First Nations	346,782	346,782	760,891
Miscellaneous			
ArtStarts Grant			7,000
Miscellaneous	1,000		130
Sale of Assets			5,000
Total Other Revenue	<u>347,782</u>	<u>346,782</u>	<u>773,021</u>
Rentals and Leases	<u>162,000</u>	<u>161,250</u>	<u>170,438</u>
Investment Income	<u>60,000</u>	<u>50,601</u>	<u>60,253</u>
Total Operating Revenue	<u>6,289,894</u>	<u>6,294,102</u>	<u>6,297,641</u>

School District No. 87 (Stikine)

Schedule 2B (Unaudited)

Schedule of Operating Expense by Object

Year Ended June 30, 2022

	2022 Budget	2022 Actual	2021 Actual (Restated)
	\$	\$	\$
Salaries			
Teachers	1,254,282	1,011,908	1,200,226
Principals and Vice Principals	619,350	571,578	613,730
Educational Assistants	185,000	106,176	93,709
Support Staff	628,200	516,291	545,378
Other Professionals	470,000	519,414	502,645
Substitutes	217,860	230,419	230,309
Total Salaries	3,374,692	2,955,786	3,185,997
Employee Benefits	800,292	556,265	653,925
Total Salaries and Benefits	4,174,984	3,512,051	3,839,922
Services and Supplies			
Services	745,200	607,143	571,797
Student Transportation	417,723	307,900	358,375
Professional Development and Travel	266,993	218,045	152,945
Rentals and Leases		13,839	25,665
Dues and Fees	13,900	9,294	10,498
Insurance	17,750	10,308	6,341
Supplies	1,230,206	278,717	544,007
Utilities	244,000	292,365	221,480
Total Services and Supplies	2,935,772	1,737,611	1,891,108
Total Operating Expense	7,110,756	5,249,662	5,731,030

School District No. 87 (Stikine)

Schedule 2C (Unaudited)

Operating Expense by Function, Program and Object
Year Ended June 30, 2022

	Teachers Salaries	Principals and Vice Principals Salaries	Educational Assistants Salaries	Support Staff Salaries	Other Professionals Salaries	Substitutes Salaries	Total Salaries
1 Instruction							
1.02 Regular Instruction	951,621	387,791				126,699	1,466,111
1.07 Library Services	21,143					16,965	21,143
1.10 Special Education			81,088		28,782		126,835
1.31 Indigenous Education	39,144		25,088				64,232
1.41 School Administration		183,787		82,274		1,737	267,798
1.60 Summer School							-
1.64 Other							-
Total Function 1	1,011,908	571,578	106,176	82,274	28,782	145,401	1,946,119
4 District Administration							
4.11 Educational Administration				8,798	194,437		194,437
4.40 School District Governance				8,798	56,250		56,250
4.41 Business Administration				8,798	165,493		174,291
Total Function 4	-	-	-	8,798	416,180	-	424,978
5 Operations and Maintenance							
5.41 Operations and Maintenance Administration				418,718	51,571	80,155	51,571
5.50 Maintenance Operations							498,873
5.52 Maintenance of Grounds							-
5.56 Utilities				418,718	51,571	80,155	550,444
Total Function 5	-	-	-	418,718	51,571	80,155	550,444
7 Transportation and Housing							
7.70 Student Transportation				6,501	22,881	4,863	34,245
7.73 Housing				6,501	22,881	4,863	34,245
Total Function 7	-	-	-	6,501	22,881	4,863	34,245
9 Debt Services							
Total Function 9	-	-	-	-	-	-	-
Total Functions 1 - 9	1,011,908	571,578	106,176	516,291	519,414	230,419	2,955,786

School District No. 87 (Stikine)

Schedule 2C (Unaudited)

Operating Expense by Function, Program and Object
Year Ended June 30, 2022

	Total Salaries	Employee Benefits	Total Salaries and Benefits	Services and Supplies	2022	2022	2021
					Actual	Budget	Actual (Restated)
	\$	\$	\$	\$	\$	\$	\$
1 Instruction							
1.02 Regular Instruction	1,466,111	269,620	1,735,731	319,690	2,055,421	3,005,421	2,587,315
1.07 Library Services	21,143	4,338	25,481	1,218	26,699	49,910	26,523
1.10 Special Education	126,835	21,769	148,604	12,137	160,741	373,661	174,628
1.31 Indigenous Education	64,232	14,431	78,663	69,170	147,833	274,953	115,084
1.41 School Administration	267,798	68,415	336,213	55,854	392,067	464,788	388,651
1.60 Summer School	-	-	-	-	-	-	133
1.64 Other	-	-	-	-	-	-	466
Total Function 1	1,946,119	378,573	2,324,692	458,069	2,782,761	4,168,733	3,292,800
4 District Administration							
4.11 Educational Administration	194,437	40,181	234,618	58,879	293,497	327,520	219,487
4.40 School District Governance	56,250	2,748	58,998	74,836	133,834	114,775	71,824
4.41 Business Administration	174,291	37,605	211,896	201,424	413,320	586,404	419,679
Total Function 4	424,978	80,534	505,512	335,139	840,651	1,028,699	710,990
5 Operations and Maintenance							
5.41 Operations and Maintenance Administration	51,571	12,027	63,598	20,647	84,245	80,004	75,637
5.50 Maintenance Operations	498,873	78,757	577,630	211,285	788,915	953,980	691,926
5.52 Maintenance of Grounds	-	-	-	39,153	39,153	51,300	50,734
5.56 Utilities	-	-	-	232,913	232,913	206,000	197,629
Total Function 5	550,444	90,784	641,228	503,998	1,145,226	1,291,284	1,015,926
7 Transportation and Housing							
7.70 Student Transportation	-	-	-	307,900	307,900	410,723	358,375
7.73 Housing	34,245	6,374	40,619	132,505	173,124	211,317	352,939
Total Function 7	34,245	6,374	40,619	440,405	481,024	622,040	711,314
9 Debt Services							
Total Function 9	-	-	-	-	-	-	-
Total Functions 1 - 9	2,955,786	556,265	3,512,051	1,737,611	5,249,662	7,110,756	5,731,030

School District No. 87 (Stikine)

Schedule 3 (Unaudited)

Schedule of Special Purpose Operations

Year Ended June 30, 2022

	2022 Budget	2022 Actual	2021 Actual (Restated)
	\$	\$	\$
Revenues			
Provincial Grants			
Ministry of Education and Child Care	1,446,558	813,006	1,092,881
Other Revenue	50,000	13,415	15,319
Total Revenue	<u>1,496,558</u>	<u>826,421</u>	<u>1,108,200</u>
Expenses			
Instruction	1,300,896	740,880	872,697
Operations and Maintenance	5,171	71,474	4,525
Transportation and Housing	62,645	8,858	62,979
Total Expense	<u>1,368,712</u>	<u>821,212</u>	<u>940,201</u>
Special Purpose Surplus (Deficit) for the year	<u>127,846</u>	<u>5,209</u>	<u>167,999</u>
Net Transfers (to) from other funds			
Tangible Capital Assets Purchased	(127,846)	(5,209)	(167,999)
Total Net Transfers	<u>(127,846)</u>	<u>(5,209)</u>	<u>(167,999)</u>
Total Special Purpose Surplus (Deficit) for the year	<u>-</u>	<u>-</u>	<u>-</u>
Special Purpose Surplus (Deficit), beginning of year			
Special Purpose Surplus (Deficit), end of year		<u>-</u>	<u>-</u>

School District No. 87 (Silkine)

Changes in Special Purpose Funds and Expense by Object
Year Ended June 30, 2022

	Annual Facility Grant	Learning Improvement Fund	School Generated Funds	Strong Start	Ready, Set, Learn	CommunityLINK Fund	Classroom Enhancement Fund - Overhead	Classroom Enhancement Fund - Staffing	First Nation Student Transportation
Deferred Revenue, beginning of year	\$ 73,548	\$ 7,276	\$ 112,977	\$ 2,856	\$ 22,456	\$ 582,683	\$ -	\$ -	\$ 23,317
Add: Restricted Grants									
Provincial Grants - Ministry of Education and Child Care	59,469	20,546	21,475	-	9,800	571,181	6,285	383,997	39,328
Other	59,469	20,546	21,475	-	9,800	571,181	6,285	383,997	39,328
Less: Allocated to Revenue	16,557	21,003	13,415	2,856	954	281,831	6,285	383,997	8,858
Deferred Revenue, end of year	\$ 116,460	\$ 6,819	\$ 121,037	\$ -	\$ 31,302	\$ 872,033	\$ -	\$ -	\$ 53,787
Revenues	16,557	21,003	13,415	2,856	954	281,831	6,285	383,997	8,858
Provincial Grants - Ministry of Education and Child Care	16,557	21,003	13,415	2,856	954	281,831	6,285	383,997	8,858
Other Revenue									
Expenses									
Salaries	966					72,577			322,983
Teachers	731								
Educational Assistants		16,538							
Support Staff									
Other Professionals									
Substitutes									
Employee Benefits	1,697	16,538	-	-	-	21,819	5,084	322,983	-
Services and Supplies	437	4,465	13,415	2,856	954	17,865	661	61,014	8,858
	14,423					164,361	540		
	16,557	21,003	13,415	2,856	954	276,622	6,285	383,997	8,858
Net Revenue (Expense) before Interfund Transfers	-	-	-	-	-	5,209	-	-	-
Interfund Transfers									
Tangible Capital Assets Purchased	-	-	-	-	-	(5,209)	-	-	-
Net Revenue (Expense)	-	-	-	-	-	-	-	-	-

School District No. 87 (Stikine)

Changes in Special Purpose Funds and Expense by Object
 Year Ended June 30, 2022

	Mental Health in Schools	Safe Return to School / Restart: Health & Safety Grant	Federal Safe Return to Class / Ventilation Fund	TOTAL
Deferred Revenue, beginning of year	\$ 86,324	\$ -	\$ -	\$ 91,437
Add: Restricted Grants				
Provincial Grants - Ministry of Education and Child Care	134,657	14,279	50,000	1,289,542
Other	134,657	14,279	50,000	21,475
Less: Allocated to Revenue	35,748	14,279	40,638	826,421
Deferred Revenue, end of year	<u>185,233</u>	<u>-</u>	<u>9,362</u>	<u>1,396,033</u>
Revenues				
Provincial Grants - Ministry of Education and Child Care	35,748	14,279	40,638	813,006
Other Revenue	35,748	14,279	40,638	13,415
Expenses				
Salaries				322,983
Teachers				89,115
Educational Assistants				966
Support Staff				731
Other Professionals				27,058
Substitutes				155
Employee Benefits				440,833
Services and Supplies	35,748	14,114	40,638	84,452
	35,748	14,279	40,638	295,907
Net Revenue (Expense) before Interfund Transfers	-	-	-	5,209
Interfund Transfers				
Tangible Capital Assets Purchased	-	-	-	(5,209)
Net Revenue (Expense)	-	-	-	-

School District No. 87 (Stikine)

Schedule 4 (Unaudited)

Schedule of Capital Operations
Year Ended June 30, 2022

	2022 Budget	2022 Actual			2021 Actual (Restated)
		Invested in Tangible Capital Assets	Local Capital	Fund Balance	
	\$	\$	\$	\$	\$
Revenues					
Investment Income	25,000		42,479	42,479	24,805
Amortization of Deferred Capital Revenue	436,918	440,888		440,888	429,756
Total Revenue	461,918	440,888	42,479	483,367	454,561
Expenses					
Amortization of Tangible Capital Assets					
Operations and Maintenance	615,615	642,263		642,263	556,942
Total Expense	615,615	642,263	-	642,263	556,942
Capital Surplus (Deficit) for the year	(153,697)	(201,375)	42,479	(158,896)	(102,381)
Net Transfers (to) from other funds					
Tangible Capital Assets Purchased	127,846	277,797		277,797	488,673
Total Net Transfers	127,846	277,797	-	277,797	488,673
Total Capital Surplus (Deficit) for the year	(25,851)	76,422	42,479	118,901	386,292
Capital Surplus (Deficit), beginning of year		4,502,804	3,473,327	7,976,131	7,627,173
Prior Period Adjustments					
District Entered - change to half-year rule amortization					(37,334)
Capital Surplus (Deficit), beginning of year, as restated		4,502,804	3,473,327	7,976,131	7,589,839
Capital Surplus (Deficit), end of year		4,579,226	3,515,806	8,095,032	7,976,131

School District No. 87 (Stikine)

Tangible Capital Assets
Year Ended June 30, 2022

Schedule 4A (Unaudited)

	Sites	Buildings	Furniture and Equipment	Vehicles	Computer Software	Computer Hardware	Total
	\$	\$	\$	\$	\$	\$	\$
Cost, beginning of year	1,772,818	26,617,739	432,092	282,903	-	543,604	29,649,156
Changes for the Year							
Increase:							
Purchases from:							
Deferred Capital Revenue - Bylaw		579,397	66,428	50,395		155,765	579,397
Operating Fund			5,209				5,209
Special Purpose Funds							
Cost, end of year	1,772,818	27,197,136	503,729	333,298	-	699,369	30,506,350
Work in Progress, end of year	-	579,397	71,637	50,395	-	155,765	857,194
Cost and Work in Progress, end of year	1,772,818	27,197,136	503,729	333,298	-	699,369	30,506,350
Accumulated Amortization, beginning of year		17,109,115	98,866	118,576		32,957	17,359,514
Prior Period Adjustments							
District Entered - change to half-year rule amortization		218,199	21,603	14,141		54,361	308,304
Accumulated Amortization, beginning of year, as restated		17,327,314	120,469	132,717		87,318	17,667,818
Changes for the Year							
Increase: Amortization for the Year		440,365	46,791	30,810		124,297	642,263
Accumulated Amortization, end of year		17,767,679	167,260	163,527		211,615	18,310,081
Tangible Capital Assets - Net	1,772,818	9,429,457	336,469	169,771	-	487,754	12,196,269

School District No. 87 (Stikine)

Schedule 4C (Unaudited)

Deferred Capital Revenue
Year Ended June 30, 2022

	Bylaw Capital	Other Provincial	Other Capital	Total Capital
	\$	\$	\$	\$
Deferred Capital Revenue, beginning of year	7,479,443	217,549		7,696,992
Prior Period Adjustments				
District Entered - change to half-year rule amortization	(215,207)	(3,250)		(218,457)
Deferred Capital Revenue, beginning of year, as restated	<u>7,264,236</u>	<u>214,299</u>	-	<u>7,478,535</u>
Changes for the Year				
Increase:				
Transferred from Deferred Revenue - Capital Additions	579,397			579,397
	<u>579,397</u>	-	-	<u>579,397</u>
Decrease:				
Amortization of Deferred Capital Revenue	434,388	6,500		440,888
	<u>434,388</u>	<u>6,500</u>	-	<u>440,888</u>
Net Changes for the Year	<u>145,009</u>	<u>(6,500)</u>	-	<u>138,509</u>
Deferred Capital Revenue, end of year	<u>7,409,245</u>	<u>207,799</u>	-	<u>7,617,044</u>
Work in Progress, beginning of year				-
Changes for the Year				
Net Changes for the Year	-	-	-	-
Work in Progress, end of year	-	-	-	-
Total Deferred Capital Revenue, end of year	<u>7,409,245</u>	<u>207,799</u>	-	<u>7,617,044</u>

School District No. 87 (Stikine)

Changes in Unspent Deferred Capital Revenue
Year Ended June 30, 2022

Schedule 4D (Unaudited)

	Bylaw Capital	MECC Restricted Capital	Other Provincial Capital	Land Capital	Other Capital	Total
Balance, beginning of year	\$ -	\$ 232,905	\$ 26,392	\$ -	\$ -	\$ 259,297
Changes for the Year						
Increase:						
Provincial Grants - Ministry of Education and Child Care	1,223,100	-	-	-	-	1,223,100
Investment Income	5,411	-	-	-	-	5,411
	1,228,511	-	-	-	-	1,228,511
Decrease:						
Transferred to DCR - Capital Additions	579,397	-	-	-	-	579,397
	579,397	-	-	-	-	579,397
Net Changes for the Year	649,114	-	-	-	-	649,114
Balance, end of year	649,114	232,905	26,392	-	-	908,411